

More

security

Less hassle

with

digital token+



What is DBS IDEAL digital token+



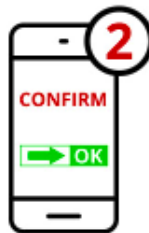
IDEAL **digital token+** is the new hassle-free way for you to login and authenticate your online banking transaction.

Compared to the traditional physical token or digital token with one-time PIN (OTP) authentication, you can now use your mobile to swipe and approve the transaction without entering the OTP.

How it works?



DESKTOP:
Click "Authenticate now"



MOBILE:
Confirm and "swipe" to approve



DESKTOP:
Transaction approved successfully



NO MORE MANUAL OTP

Just swipe your mobile screen to approve. No more manually entering OTP.



HIGHER SECURITY


With **digital token+**, phishing threat can be largely reduced. Easily review details in your mobile before approval.

Benefits



SMS-FREE

Get rid of SMS by using **digital token+**, a higher level of security mechanism. Worry no more when you are having business trips.



EASY TO USE

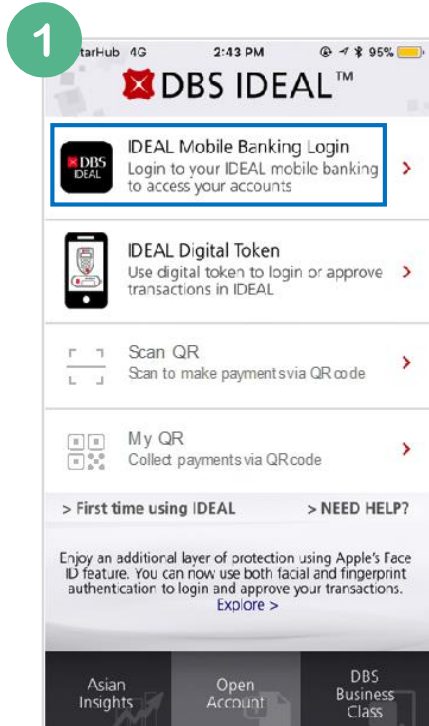
A secured message will be sent to you when you are using **digital token+**. No need to locate your app anymore.

Setting Up Digital Token+

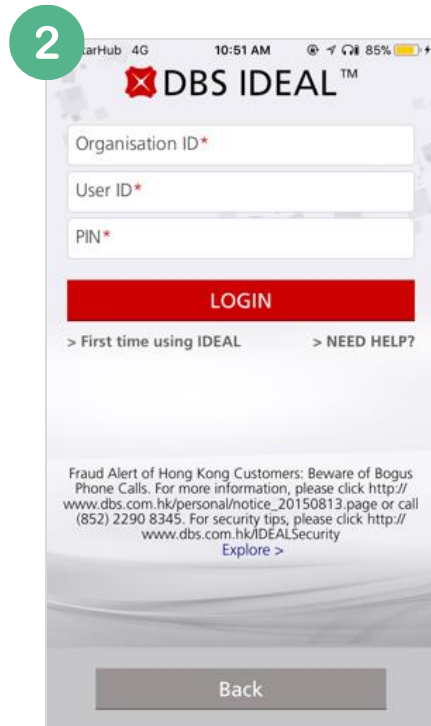
Download the latest IDEAL Mobile app



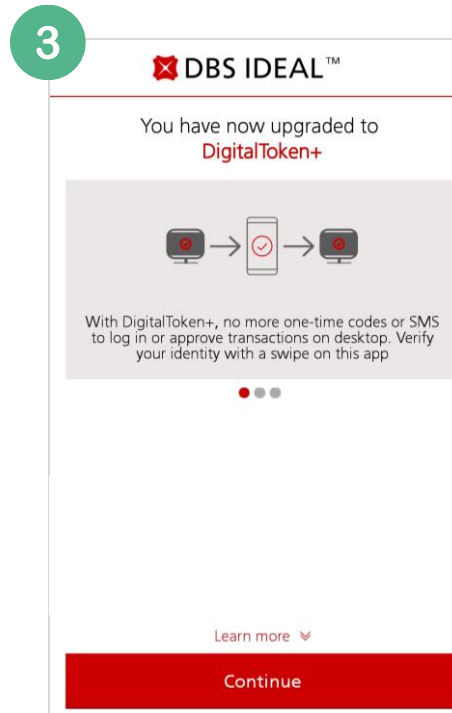
Login to IDEAL mobile to activate your digital token+



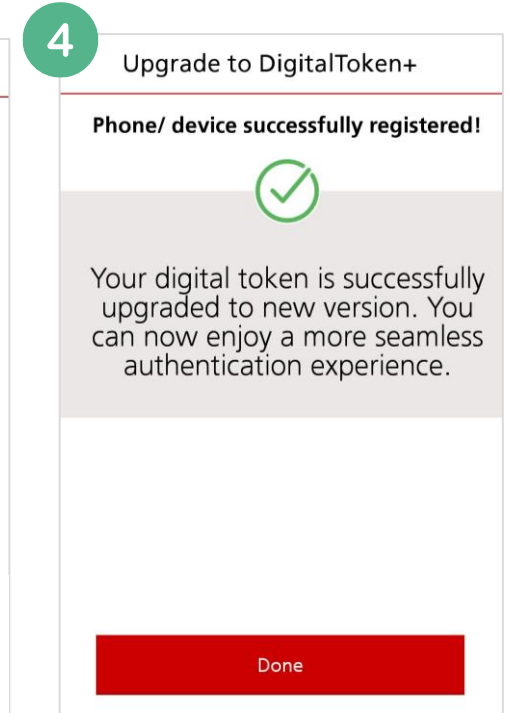
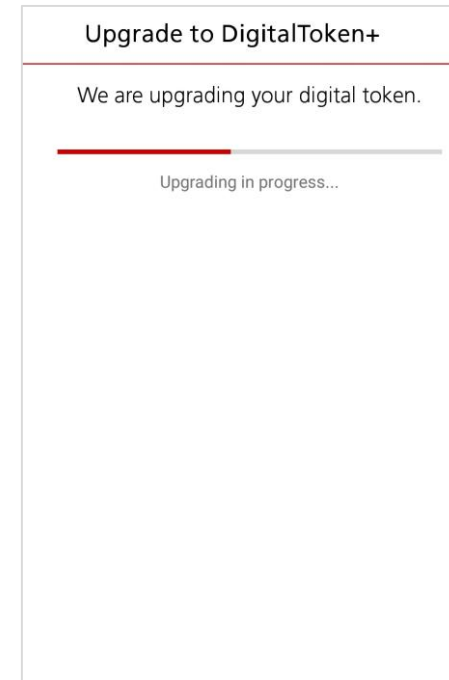
Click "IDEAL Mobile Banking Login".



Login with your IDEAL login credentials



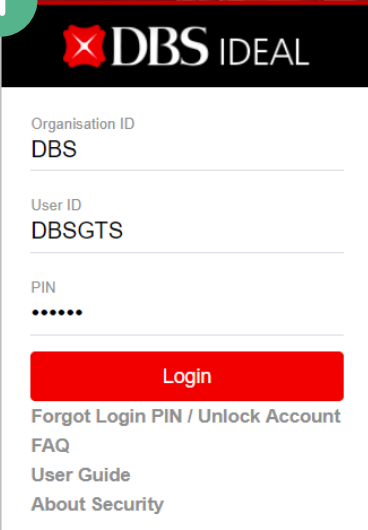
Click "Continue".



You can now use your digital token+ to login to IDEAL and approve transactions on your laptop.

Login to IDEAL web with digital token+

1



DBS IDEAL

Organisation ID
DBS

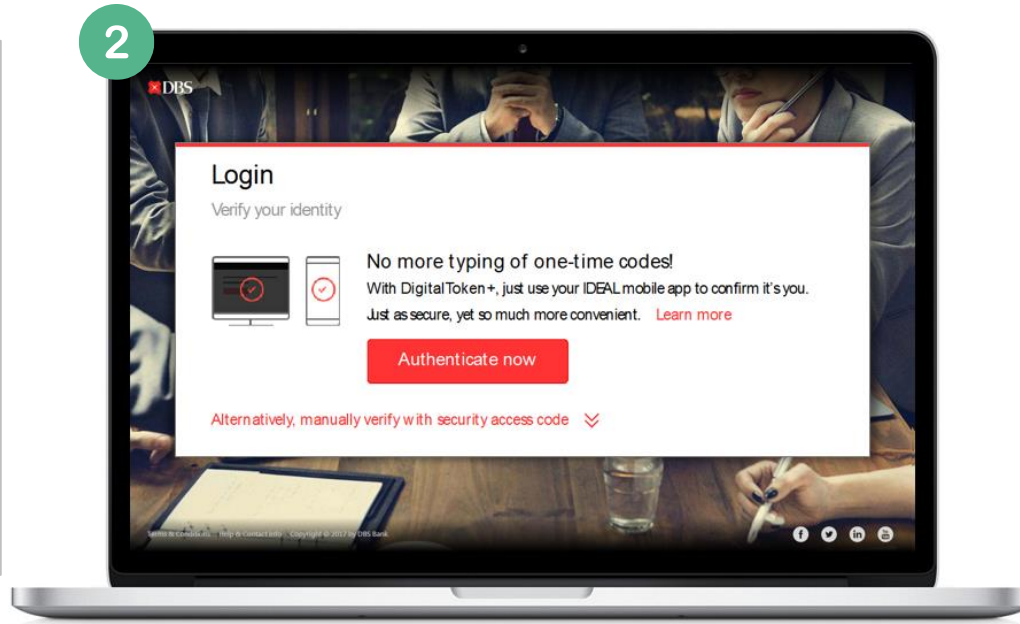
User ID
DBSGTS

PIN
.....

Login

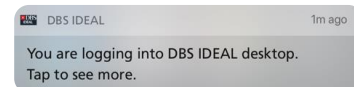
[Forgot Login PIN / Unlock Account](#)
[FAQ](#)
[User Guide](#)
[About Security](#)

Go to ideal.dbs.com on your laptop and login with your IDEAL credentials.



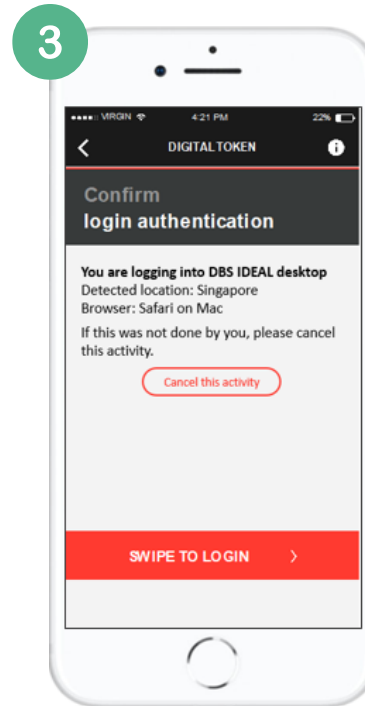
Click **“Authenticate now”**.

You will receive a DBS notification on your mobile phone.

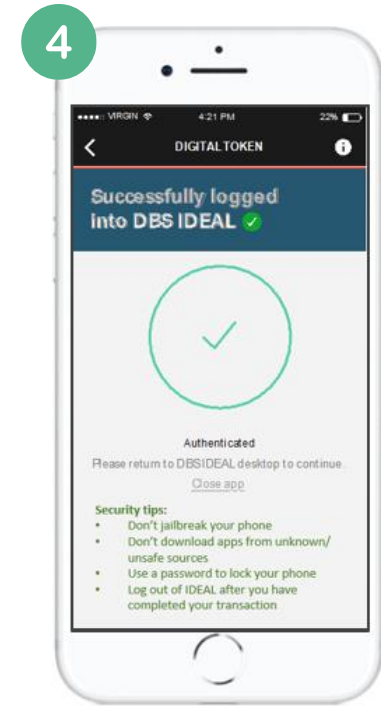


Tap on the notification to continue.

(Note: you will need to turn on the device notification for IDEAL Mobile app)



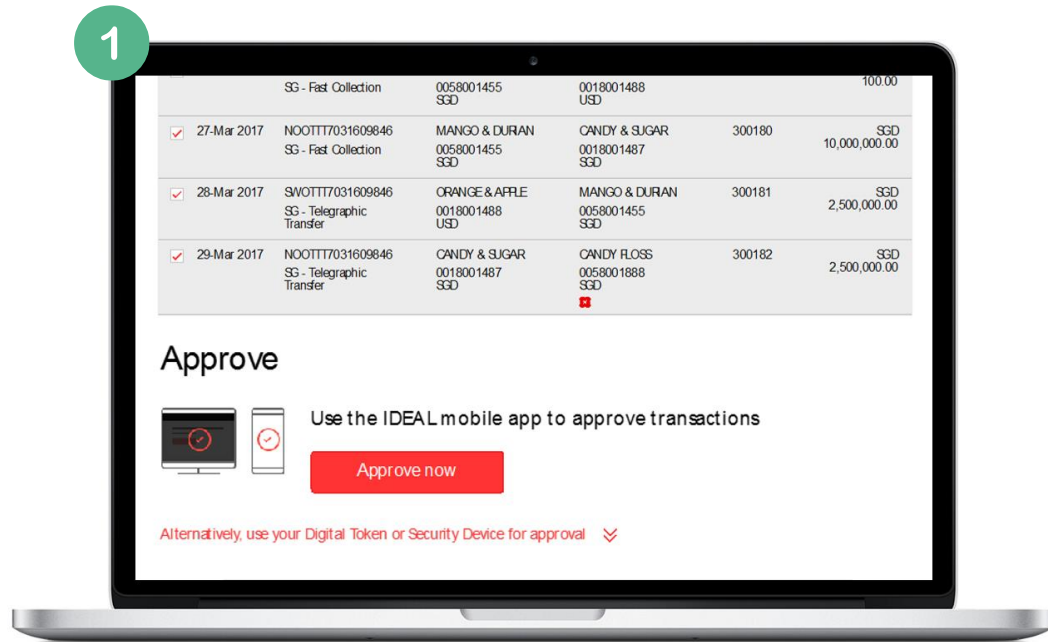
Swipe the **“Swipe to Login”** bar to the right.



You have logged in successfully to IDEAL on your laptop.

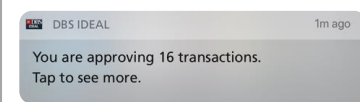
You can now close IDEAL Mobile app.

Approve from IDEAL web with digital token+

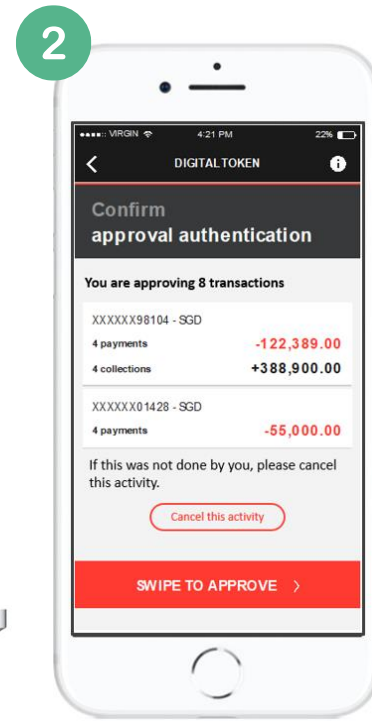


Select transaction(s) on the approval screen. Click “Approve now”.

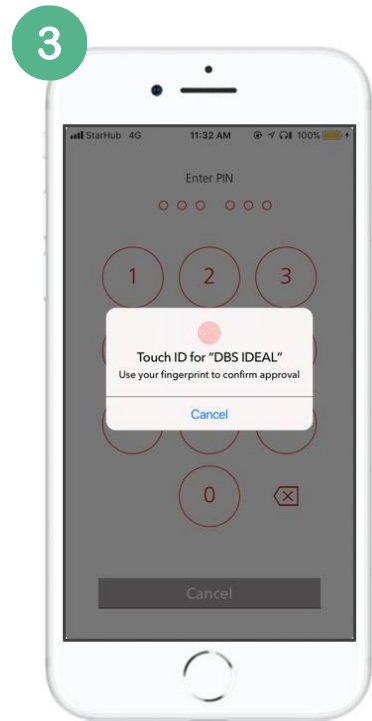
You will receive a DBS notification on your mobile phone.



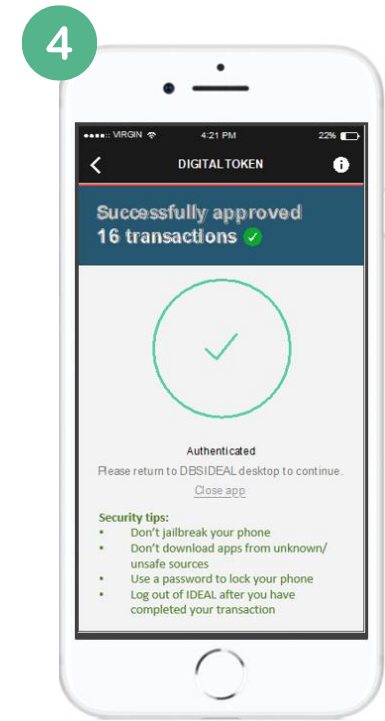
Tap on the notification to continue.



Swipe the “Swipe to Approve” bar to the right to approve the transaction(s).



Use Touch ID or Face ID or enter your digital token PIN for an added security.



You have approved the transaction(s) successfully to IDEAL on your laptop.

You can now close IDEAL Mobile app.

Disclaimer

The document is published by DBS Bank Ltd – Ho Chi Minh City Branch. ('DBS HCM') for DBS IDEAL customers and is for information only.

The information in this document is property of DBS and is protected by applicable intellectual property laws. No reproduction, sale, distribution, publication, broadcast, circulation, modification, dissemination, or commercial exploitation of such information in any manner is permitted.

DBS HCM accepts no liability for any losses or damages (including direct, special, indirect, consequential, incidental or loss of profits) of any kind arising from or in connection with any reliance and/or use of the information in the User Manual.

DBS HCM Reserves the right to amend the information in this document.

© 2019 DBS Bank Ltd. All rights reserved.