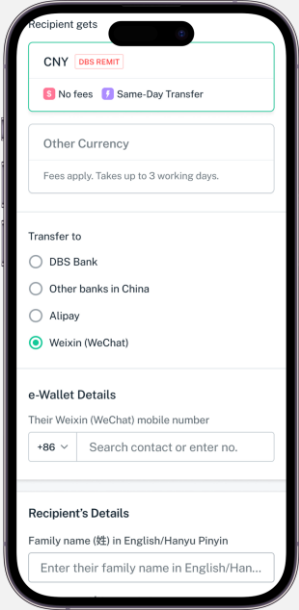


DBS Remit: Adding a new Weixin (WeChat) recipient in China

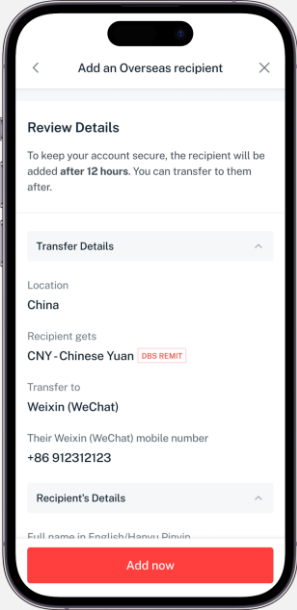
Step 1

After logging in to DBS digibank, go to Overseas Transfer and add a new recipient by selecting the Weixin (WeChat) option with China as location.



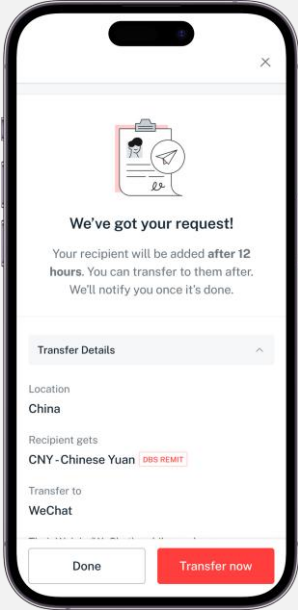
Step 2

Input the recipient's Weixin (WeChat) details to add a new payee.



Step 3

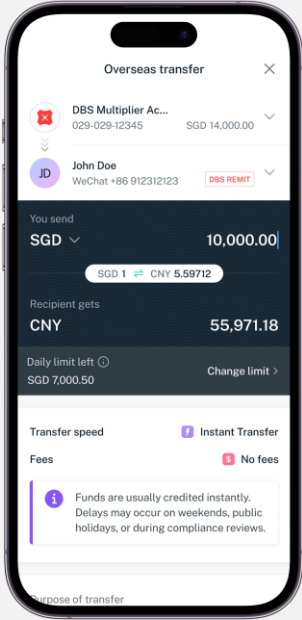
New recipient has been added. **A 12-hour cooling period** applies before the first payment can be made.



DBS Remit: Sending money to Weixin (WeChat) recipient in China

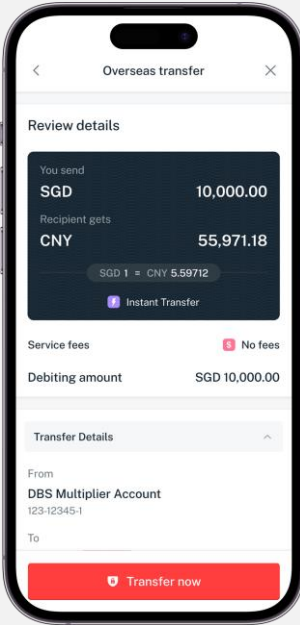
Step 1

Log in to DBS digibank, then select Overseas Transfer and choose Weixin (WeChat) recipient and input amount and purpose of payment.



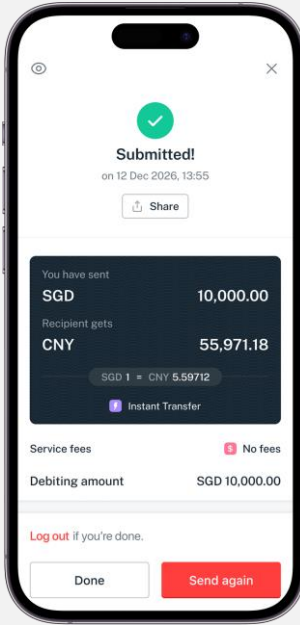
Step 2

Review FX rate, enter "Recipient gets" amount and recipient details to submit the payment.



Step 3

Payment is submitted to DBS for processing. Payment will be instantly sent.



Step 4

Receive an instant notification and check status of payment once the amount is credited to the recipient.

