

DBS *Select*

Funds Fact Sheet



DBS Select

 DBS Treasures


Live more,
Bank less



Equity Funds



Debt Funds



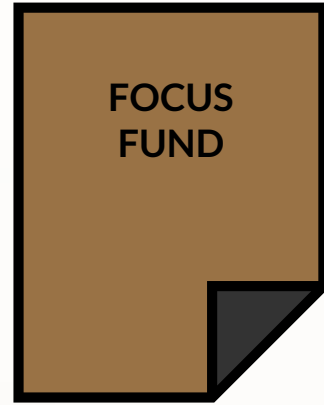
Hybrid Funds



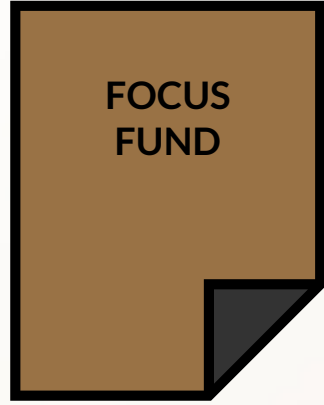
Insurance



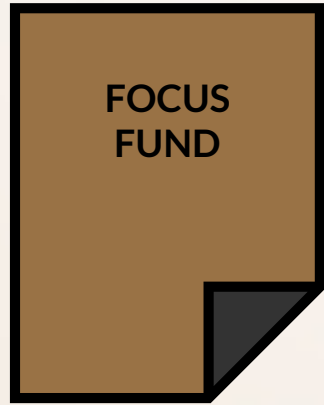
Equity Funds



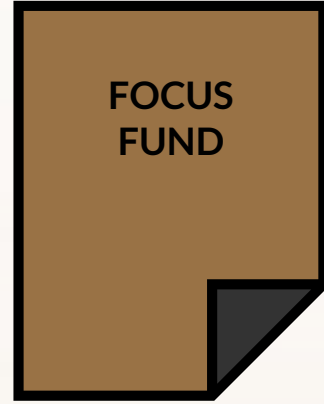
Large Cap Funds



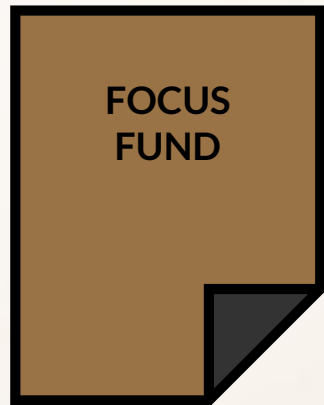
Large & Mid Cap Funds



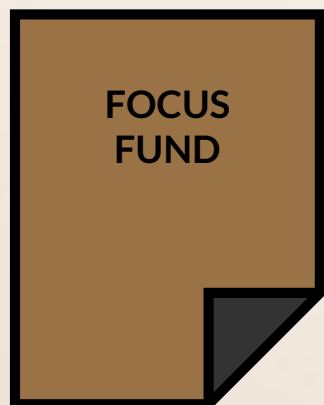
Multi Cap Funds



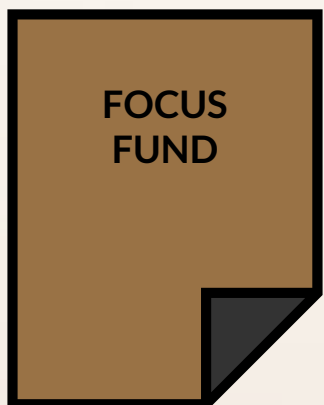
Mid Cap Funds



Small Cap Funds



Value/Contra Funds




Focus Equity Funds

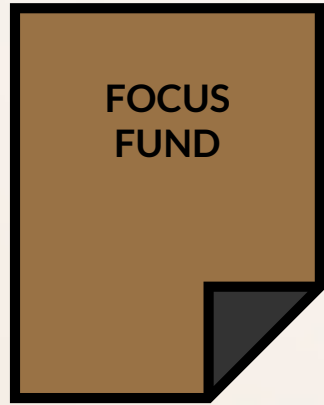
Disclaimer
Performance updated as on 30th Sep 2018. All other data is updated as on 31st Aug 2018. Please note that the capitalization mentioned in split is a % of the allocation of the market cap. Adding cash element will not add to 100%. DBS does not recommend any specific fund(s) and any selection done by the investor would be only after the risk profiling and rightful assessment of product suitability. Source: Morning Star



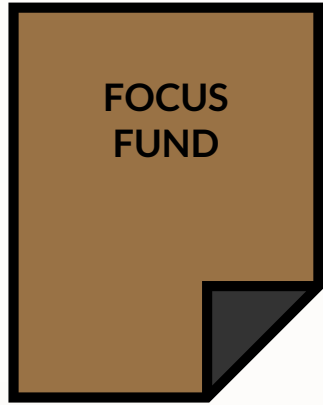
MAIN MENU



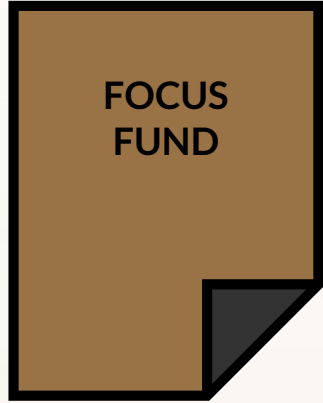
Hybrid Funds



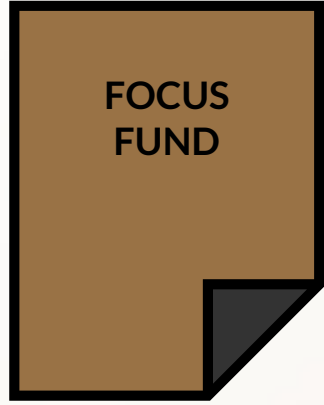
Multi Asset Allocation



Aggressive Allocation



Equity Savings



Dynamic Asset Allocation



Conservative Allocation

Disclaimer

Performance updated as on 30th Sep 2018. All other data is updated as on 31st Aug 2018. Please note that the capitalization mentioned in split is a % of the allocation of the market cap. Adding cash element will not add to 100%.

DBS does not recommend any specific fund(s) and any selection done by the investor would be only after the risk profiling and rightful assessment of product suitability.

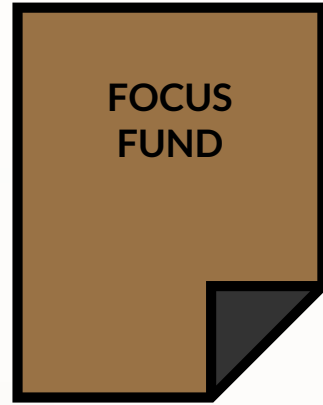
Source: Morning Star

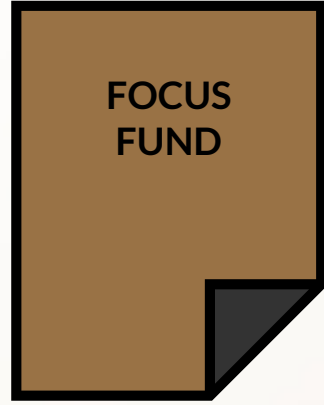


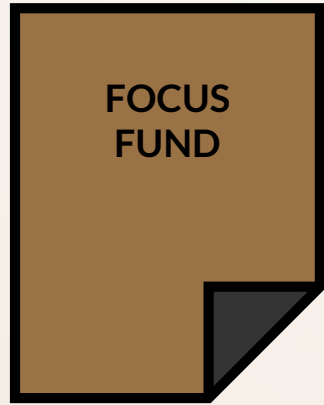
MAIN MENU

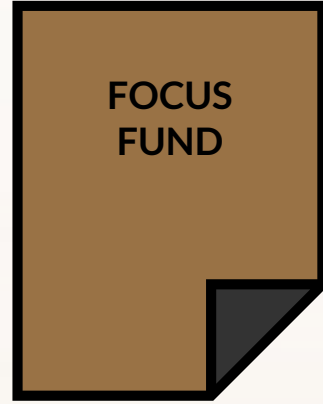


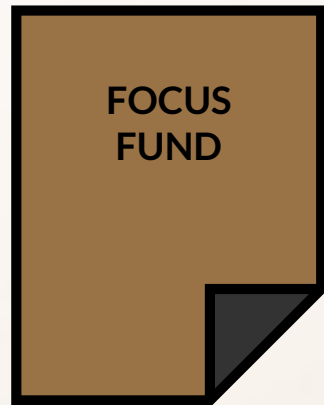
Debt Funds

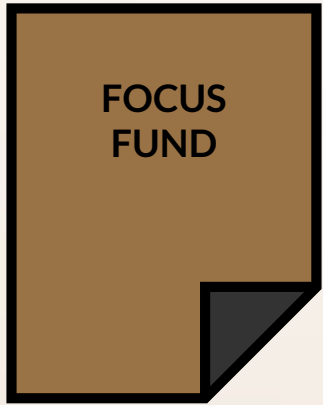

Corporate Bond


Credit Risk


Floating Rate


Medium Duration


Short Duration


Low Duration

Disclaimer
*Performance updated as on 30th Sep 2018. All other data is updated as on 31st Aug 2018. Please note that the capitalization mentioned in split is a % of the allocation of the market cap. Adding cash element will not add to 100%.
DBS does not recommend any specific fund(s) and any selection done by the investor would be only after the risk profiling and rightful assessment of product suitability.
Source: Morning Star*



MAIN MENU



Insurance



**ADITYA BIRLA
CAPITAL**

Life Insurance

Aditya Birla SunLife
Insurance Co Ltd.



TATA AIA
L I F E

Tata AIA Life
Insurance Co Ltd.



MAIN MENU




DBS Select

Focus Funds - Large Cap Funds



 Scheme Name	 Returns					 Composition				 Top Sectors		
	DBS Fund Quartile	Ret 1 Yr	Ret 3 Yr	Ret 5 Yr	YTD	Large Cap %	Mid Cap %	Small Cap %	Cash %	Sector 1	Sector 2	Sector 3
ICICI Pru Bluechip	Q1	8.72	13.30	16.88	-0.86	98.06	1.94	0.00	9.23	Financials - 30.84	Consumer Cyclicals - 14.31	Technology- 10.03
SBI Bluechip Reg	Q1	2.96	10.33	17.73	-5.61	90.93	8.41	0.66	6.31	Financials - 33.13	Consumer Cyclicals- 13.44	Basic Materials- 11.59
Aditya BSL Frontline Equity	Q1	2.37	10.83	16.69	-4.75	86.85	12.67	0.48	4.53	Financials - 38.50	Consumer Cyclicals- 11.43	Technology- 11.41
Reliance Large Cap Fund	Q1	8.97	12.45	19.70	-2.47	87.08	11.84	1.08	0.24	Financials - 33.43	Industrials - 15.61	Consumer Cyclicals- 12.15



MENU



Equity Funds


DBS Select

Focus Funds - Large & Mid Cap Funds



Live more,
Bank less

 Scheme Name	 Returns					 Composition				 Top Sectors		
	DBS Fund Quartile	Ret 1 Yr	Ret 3 Yr	Ret 5 Yr	YTD	Large Cap %	Mid Cap %	Small Cap %	Cash %	Sector 1	Sector 2	Sector 3
Principal Emerging Bluechip Fund	Q1	0.54	15.06	27.30	-11.40	48.21	41.30	10.49	1.51	Financials - 21.29	Consumer Cyclicals - 19.21	Industrials - 15.28
IDFC Core Equity Fund	Q1	3.67	13.88	15.39	-6.34	64.65	31.56	3.79	3.38	Financials - 27.48	Consumer Cyclicals - 21.05	Basic Materials - 9.98
ICICI Pru Large & Mid Cap Fund	Q2	2.79	12.59	15.07	-7.09	64.09	31.96	3.94	7.26	Financials - 21.22	Utilities - 14.34	Basic Materials - 13.11



MENU




DBS Select

Focus Funds - Multi Cap Funds



 Scheme Name	 Returns					 Composition				 Top Sectors		
	DBS Fund Quartile	Ret 1 Yr	Ret 3 Yr	Ret 5 Yr	YTD	Large Cap %	Mid Cap %	Small Cap %	Cash %	Sector 1	Sector 2	Sector 3
Kotak Standard Multicap Fund	Q1	5.11	13.19	20.86	-2.57	83.50	15.82	0.69	5.19	Financials - 38.45	Consumer Cyclicals - 12.10	Energy - 9.94
Aditya BSL Equity Fund	Q1	-0.51	12.86	21.52	-7.45	73.79	23.97	2.23	4.37	Financials - 35.12	Basic Material - 18.67	Technology - 11.77
UTI Equity Fund	Q1	11.25	10.80	17.14	2.57	70.44	26.64	2.92	2.27	Financials - 32.20	Consumer Cyclicals - 18.35	Technology - 14.65



MENU




DBS Select

Focus Funds - Mid Cap Funds



 Scheme Name	 Returns					 Composition				 Top Sectors		
	DBS Fund Quartile	Ret 1 Yr	Ret 3 Yr	Ret 5 Yr	YTD	Large Cap %	Mid Cap %	Small Cap %	Cash %	Sector 1	Sector 2	Sector 3
HDFC Mid-Cap Opportunities	Q1	-1.41	11.83	25.38	-13.84	21.59	72.04	6.37	5.82	Consumer Cyclicals-31.45	Financials - 22.15	Industrials- 14.28
L&T Midcap	Q1	-3.36	13.94	27.71	-14.46	26.07	66.00	7.93	10.15	Basic Material - 23.99	Financials - 20.87	Consumer Cyclicals - 17.11
Franklin India Prima	Q1	-0.71	11.47	24.01	-12.48	31.38	68.54	0.07	0.00	Financials - 22.30	Consumer Cyclicals- 18.88	Basic Materials - 15.93



MENU




DBS Select

Focus Funds - Small Cap Funds



 Scheme Name	 Returns					 Composition				 Top Sectors		
	DBS Fund Quartile	Ret 1 Yr	Ret 3 Yr	Ret 5 Yr	YTD	Large Cap %	Mid Cap %	Small Cap %	Cash %	Sector 1	Sector 2	Sector 3
Franklin India Smaller Companies	Q2	-5.62	11.23	26.69	-17.85	18.98	36.09	44.93	0.00	Financials - 21.29	Industrials - 19.06	Consumer Cyclicals - 18.06
Aditya BSL Small Cap	Q2	-9.65	12.44	24.38	-23.29	7.60	45.14	47.26	9.24	Consumer Cyclicals-20.41	Industrials - 20.16	Financials - 19.74



MENU




DBS Select

Focus Funds - Value/Contra Funds



 Scheme Name	 Returns					 Composition				 Top Sectors		
	DBS Fund Quartile	Ret 1 Yr	Ret 3 Yr	Ret 5 Yr	YTD	Large Cap %	Mid Cap %	Small Cap %	Cash %	Sector 1	Sector 2	Sector 3
Tata Equity P/E Reg	Q1	0.26	16.44	23.99	-7.56	79.41	18.95	1.64	5.10	Financials - 31.19	Consumer Cyclicals - 21.51	Energy - 12.68
ICICI Pru Value Discovery	Q2	9.46	9.93	22.73	-0.37	87.16	10.98	1.85	9.15	Technology - 19.17	Healthcare - 16.42	Utilities - 13.46
Kotak India EQ Contra Reg	Q2	12.49	14.23	16.79	2.74	90.07	9.63	0.30	9.53	Consumer Cyclicals-20.81	Technology - 18.70	Financials - 17.02



MENU




DBS Select


Focus Funds - Focus Equity Funds



 Scheme Name	 Returns					 Composition				 Top Sectors		
	DBS Fund Quartile	Ret 1 Yr	Ret 3 Yr	Ret 5 Yr	YTD	Large Cap %	Mid Cap %	Small Cap %	Cash %	Sector 1	Sector 2	Sector 3
SBI Focused Equity Fund Reg	Q1	7.96	12.57	20.79	-7.21	53.42	22.96	23.62	11.62	Financials - 43.36	Consumer Defensive-14.18	Industrials- 13.93
Franklin India Focused Equity	Q2	3.60	9.45	21.44	-10.56	76.72	14.58	8.70	0.00	Financials - 38.49	Energy - 11.84	Basic Materials - 10.81



MENU







Hybrid Funds


DBS Select

Focus Funds - Aggressive Allocation




Live more,
Bank less

 Scheme Name	 Returns					 Composition				 Top Sectors		
	DBS Fund Quartile	Ret 1 Yr	Ret 3 Yr	Ret 5 Yr	YTD	Equity %	Debt %	Cash %	Other %	Sector 1	Sector 2	Sector 3
ICICI Pru Equity & Debt	Q1	6.15	12.55	18.03	-2.34	59.65	12.44	27.74	0.17	Cyclicals - 42.38	Sensitive - 32.61	Defensives - 25.01
Reliance Equity Hybrid	Q1	2.69	11.10	18.01	-3.60	73.52	22.75	3.55	0.19	Cyclicals - 66.95	Sensitive - 24.56	Defensives - 8.49
Aditya BSL Equity Hybrid '95	Q1	-0.56	9.58	16.44	-6.66	75.25	19.82	4.88	0.05	Cyclicals - 55.49	Sensitive - 24.79	Defensives - 19.72



MENU



Hybrid Funds


DBS Select

Focus Funds - Dynamic Asset Allocation




Live more,
Bank less

 Scheme Name	 Returns					 Composition				 Top Sectors		
	DBS Fund Quartile	Ret 1 Yr	Ret 3 Yr	Ret 5 Yr	YTD	Equity %	Debt %	Cash %	Other %	Sector 1	Sector 2	Sector 3
ICICI Pru Balanced Adv	Q1	5.03	9.35	13.97	-0.42	30.13	15.39	53.71	0.78	Cyclicals - 53.00	Sensitive - 24.68	Defensives - 22.31
DSP BlackRock Dyn Asset Alloc Reg	Q1	2.94	7.54		0.84	9.58	16.64	73.78	0.00	Cyclicals - 66.08	Sensitive - 14.87	Defensives - 19.05



MENU





Hybrid Funds


DBS Select

Focus Funds - Multi Asset Allocation


 DBS Treasures

Live more,
Bank less

 Scheme Name	 Returns					 Composition				 Top Sectors		
	DBS Fund Quartile	Ret 1 Yr	Ret 3 Yr	Ret 5 Yr	YTD	Equity %	Debt %	Cash %	Other %	Sector 1	Sector 2	Sector 3
ICICI Pru Multi-Asset	Q1	6.81	14.04	16.66	-2.68	48.03	7.31	33.75	10.92	Cyclicals - 42.22	Sensitive - 26.66	Defensives - 31.12
HDFC Multi - Asset	Q2	2.04	6.85	9.67	-2.14	69.73	7.40	12.18	10.69	Cyclicals - 55.42	Sensitive - 29.70	Defensives - 15.05



MENU





Hybrid Funds


DBS Select

Focus Funds - Equity Savings




Live more,
Bank less

 Scheme Name	 Returns					 Composition				 Top Sectors		
	DBS Fund Quartile	Ret 1 Yr	Ret 3 Yr	Ret 5 Yr	YTD	Equity %	Debt %	Cash %	Other %	Sector 1	Sector 2	Sector 3
HDFC Equity Savings	Q1	4.26	10.84	10.56	0.34	34.36	20.96	44.67	0.00	Cyclicals - 55.14	Sensitive - 23.74	Defensives - 21.12
IDFC Equity Savings	Q1	3.44	5.19	6.24	2.32	33.79	12.48	53.70	0.02	Cyclicals - 60.82	Sensitive - 18.98	Defensives - 20.20
Kotak Equity Savings Reg	Q1	6.41	8.14		2.90	37.07	14.40	47.86	0.67	Cyclicals - 63.91	Sensitive - 17.11	Defensives - 18.98



MENU







Hybrid Funds


DBS Select

Focus Funds - Conservative Allocation



Live more,
Bank less

 Scheme Name	 Returns					 Composition				 Top Sectors		
	DBS Fund Quartile	Ret 1 Yr	Ret 3 Yr	Ret 5 Yr	YTD	Equity %	Debt %	Cash %	Other %	Sector 1	Sector 2	Sector 3
UTI Reg Savings Reg	Q1	3.82	8.18	11.24	1.61	24.84	58.34	16.81	0.00	Cyclicals - 60.11	Sensitive - 20.23	Defensives - 19.66
ICICI Pru Regular Savings	Q1	4.20	9.03	11.93	1.68	10.91	74.23	14.75	0.11	Cyclicals - 75.96	Sensitive - 9.76	Defensives - 14.27



MENU




DBS Select

Focus Funds - Corporate Bond



 Scheme Name	 Returns						 Composition				
	DBS Fund Quartile	Ret 6 Mo	Ret 1 Yr	Ret 2 Yr	Ret 3 Yr	YTD	Credit Qual AAA %	Credit Qual AA %	Credit Qual A %	Mod Duration (in yrs)	YTM%
Franklin India Corporate Debt	Q1	1.42	4.65	6.88	7.47	3.62	64.83	25.65	9.52	2.32	9.38
Aditya BSL Corporate Bond	Q1	2.19	4.81	6.32	7.66	3.93	85.77	14.23	0.00	1.53	8.36
HDFC Corporate Bond	Q1	1.63	3.96	5.96	7.52	3.37	100.00	0.00	0.00	1.93	8.52



MENU



DBS Select

Focus Funds - Credit Risk



 Scheme Name	 Returns						 Composition				
	DBS Fund Quartile	Ret 6 Mo	Ret 1 Yr	Ret 2 Yr	Ret 3 Yr	YTD	Credit Qual AAA %	Credit Qual AA %	Credit Qual A %	Mod Duration (in yrs)	YTM%
SBI Credit Risk Fund Reg	Q2	1.88	4.41	6.30	7.72	3.66	14.79	62.62	22.59	1.43	9.56





DBS Select

Focus Funds - Floating Rate



 Scheme Name	 Returns						 Composition				
	DBS Fund Quartile	Ret 6 Mo	Ret 1 Yr	Ret 2 Yr	Ret 3 Yr	YTD	Credit Qual AAA %	Credit Qual AA %	Credit Qual A %	Mod Duration (in yrs)	YTM%
Aditya BSL FRF L/T Reg	Q1	3.10	6.31	6.97	7.88	4.94	87.89	12.11	0.00	0.62	7.87
HDFC Floating Rate Debt Whls	Q1	2.89	6.24	6.86	7.60	4.80	80.52	19.48	0.00	0.70	8.13





DBS Select

Focus Funds - Medium Duration



 Scheme Name	 Returns						 Composition				
	DBS Fund Quartile	Ret 6 Mo	Ret 1 Yr	Ret 2 Yr	Ret 3 Yr	YTD	Credit Qual AAA %	Credit Qual AA %	Credit Qual A %	Mod Duration (in yrs)	YTM%
SBI Magnum Medium Dur Reg	Q1	1.53	3.76	7.10	8.59	3.17	42.69	45.10	12.21	2.78	9.03
HDFC M/T Debt	Q1	1.53	3.88	5.42	7.25	3.06	68.16	29.22	2.62	2.00	8.74



MENU




DBS Select

Focus Funds - Short Duration



 Scheme Name	 Returns						 Composition				
	DBS Fund Quartile	Ret 6 Mo	Ret 1 Yr	Ret 2 Yr	Ret 3 Yr	YTD	Credit Qual AAA %	Credit Qual AA %	Credit Qual A %	Mod Duration (in yrs)	YTM%
Franklin India S/T Income	Q1	2.63	6.02	7.98	8.04	4.84	2.26	38.42	57.96	2.03	10.68
Kotak Bond S/T Reg	Q1	1.94	4.03	5.42	6.84	3.52	100.00	0.00	0.00	1.27	8.24
IDFC Bond S/T Reg	Q2	1.82	4.19	5.64	6.77	3.49	100.00	0.00	0.00	1.59	8.35



MENU




DBS Select

Focus Funds - Low Duration



 Scheme Name	 Returns						 Composition				
	DBS Fund Quartile	Ret 6 Mo	Ret 1 Yr	Ret 2 Yr	Ret 3 Yr	YTD	Credit Qual AAA %	Credit Qual AA %	Credit Qual A %	Mod Duration (in yrs)	YTM%
Franklin India Low Duration	Q1	3.27	7.02	8.11	8.67	5.50	30.04	32.94	37.02	0.89	9.74
Tata Treasury Advantage	Q1	3.20	6.47	6.93	7.50	5.03	83.74	16.26	0.00	0.64	8.04
UTI Treasury Advantage	Q1	3.11	6.44	7.03	7.70	4.92	87.08	12.92	0.00	0.58	8.16



MENU







Insurance

DBS Select



Live more,
Bank less

Focus Funds - Conservative Allocation

 Scheme Name (ABSLI)	 Returns					 Composition		 Top Sectors				
	Inception Date	Ret 1 Yr	Ret 3 Yr	Ret 5 Yr	YTD	SI	Fund Size(Cr)	Equity %	Debt & Cash%	Sector 1	Sector 2	Sector 3
Builder (ABSLI)	22-Mar-01	2.48	7.91	10.47	1.27	10.01	262.00	18.94%	81.06%	BANKING: 23.89%	SOFTWARE / IT: 12.78%	OIL AND GAS: 11.16%
Multiplier (ABSLI)	30-Oct-07	-3.32	14.02	24.77	-9.15	11.62	734.99	89.84%	10.16%	BANKING: 12.20%	CAPITAL GOODS: 9.66%	MANUFACTURING: 8.68%
Enhancer (ABSLI)	12-Mar-03	2.43	7.55	9.92	0.92	10.85	6,379.28	30.57%	69.43%	BANKING: 23.07%	SOFTWARE / IT: 14%	FMCG: 11.67%
Creator (ABSLI)	23-Feb-04	4.23	9.21	12.46	2.65	11.9	464.61	48.00%	52.00%	BANKING: 24.81%	SOFTWARE / IT: 13.95%	OIL AND GAS: 12.36%
Super 20 (ABSLI)	06-Jul-09	14.65	11.73	14.76	9.75	11.85	950.76	94.63%	5.37%	BANKING: 24.95%	FMCG: 16.86%	SOFTWARE / IT: 14.53%
Asset Allocation (ABSLI)	24-Sep-15	5.63	10.44	-	0.82	10.9	101.63	17.79%	82.21%	BANKING: 21.50%	SOFTWARE / IT: 14.65%	FMCG / IT: 14.11%
Magnifier (ABSLI)	12-Aug-04	8.29	11.55	14.98	3.32	13	1,048.20	79.16%	20.84%	BANKING: 20.10%	SOFTWARE / IT: 15.34%	OIL AND GAS: 12.18%
Pure Equity (ABSLI)	09-Mar-12	5.54	12.07	18.9	-0.8	16.85	236.89	93.73%	6.27%	OIL AND GAS: 16.10%	FMCG: 15.14%	CAPITAL GOODS: 13.59%

(ABSLI) Aditya Birla Sun Life Insurance Co. Ltd.



MENU







Insurance

DBS Select




Live more,
Bank less

Focus Funds - Conservative Allocation

 Scheme Name (ABSLI)	 Returns					 Composition		 Top Sectors				
	Inception Date	Ret 1 Yr	Ret 3 Yr	Ret 5 Yr	YTD	SI	Fund Size(Cr)	Equity %	Debt & Cash%	Sector 1	Sector 2	Sector 3
Maximiser (ABSLI)	12-Jun-07	8.07	11.07	15.6	2.9	9.6	1,817.04	94.65%	5.35%	BANKING: 21.06%	SOFTWARE / IT: 13.73%	FMCG: 12.07%
Value & Momentum (ABSLI)	09-Mar-12	-9.49	9.95	17.73	-10.23	12.22	306.74	93.13%	6.87%	SOFTWARE / IT: 13.88%	POWER: 13.87%	METAL: 10.72%
Liquid Plus (ABSLI)	09-Mar-12	6.47	6.86	7.45	3.25	7.5	211.82	0.00%	100.00%	0	0	0
Protector (ABSLI)	22-Mar-01	1.29	6.7	9.02	0.46	8.28	340.41	9.15%	90.85%	BANKING: 22.47%	SOFTWARE / IT: 12.76%	FINANCIAL SERVICES: 12.14%
Income Advantage (ABSLI)	22-Aug-08	1.48	6.12	8.22	0.41	9.44	643.96	0.00%	100.00%	0	0	0
Assure (ABSLI)	12-Sep-05	5.17	6.91	7.8	2.41	8.71	187.83	0.00%	100.00%	0	0	0
Capped Nifty Index (ABSLI)	24-Sep-15	12.47	11.06	-	8.81	11.42	62.13	98.51%	1.49%	BANKING: 17.30%	SOFTWARE / IT: 14.96%	OIL AND GAS: 14.43%

(ABSLI) Aditya Birla Sun Life Insurance Co. Ltd.



MENU





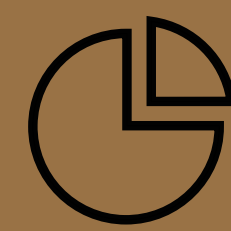

Insurance

DBS Select




Live more,
Bank less

Focus Funds - Conservative Allocation

 Scheme Name (TALIC)	 Returns						 Composition		 Top Sectors			
Equity Funds	Inception Date	Ret 1 Yr	Ret 3 Yr	Ret 5 Yr	YTD	SI	Fund Size(Cr)	Large Cap %	Mid Cap %	Sector 1	Sector 2	Sector 3
LARGE CAP EQUITY FUND (TALIC)	07-Jan-08	12.08%	11.73%	15.22%	7.85%	8.60%	888.56	70.13%	21.57%	Financial service activities, except insurance and pension funding - 27.44	Computer programming, consultancy and related activities - 12.77	Manufacture of coke and refined petroleum products - 8.14
WHOLE LIFE MID CAP EQUITY FUND (TALIC)	08-Jan-07	-2.96%	11.31%	23.92%	-6.16%	13.36%	3057.33	6.23%	85.10%	Financial service activities, except insurance and pension funding - 18.89	Manufacture of chemicals and chemical products - 9.69	Computer programming, consultancy and related activities - 6.20
Hybrid Funds	Inception Date	Ret 1 Yr	Ret 3 Yr	Ret 5 Yr	YTD	SI	Fund Size(Cr)	Equity %	Debt %	Sector 1	Sector 2	Sector 3
WHOLE LIFE AGGRESSIVE GROWTH FUND (TALIC)	08-Jan-07	3.82%	12.05%	7.49%	12.05%	10.81%	374.85	64.50	33.57	Financial service activities, except insurance and pension funding - 22.70	Central Government Securities - 20.19	Computer programming, consultancy and related activities - 7.15
WHOLE LIFE STABLE GROWTH FUND (TALIC)	08-Jan-07	3.01%	9.46%	5.59%	9.46%	8.76%	79.54	41.48	54.74	Central Government Securities - 41.38	Financial service activities, except insurance and pension funding - 15.93	Computer programming, consultancy and related activities - 4.85

(TALIC) Tata AIA Life Insurance Co. Ltd.



MENU



Insurance

DBS Select




Live more,
Bank less

Focus Funds - Conservative Allocation

Scheme Name (TALIC)	Returns					SI	Fund Size(Cr)	Credit Quality - Sovereign %	Credit Quality-AAA & Equivalent %	Credit Quality - AAA & Equivalent %	Credit Quality - A1+ %	Credit Quality - AA %	Avg Maturity (in yrs)	% Assets in Top 10 Holdings
	Inception Date	Ret 1 Yr	Ret 3 Yr	Ret 5 Yr	YTD									
WHOLE LIFE SHORT TERM FIXED INCOME FUND (TALIC)	08-Jan-07	5.29%	6.70%	7.70%	2.25%	7.37%	134.71	56.3%	29.4%	6.37	-	-	0.88	68.33
WHOLE LIFE INCOME FUND (TALIC)	08-Jan-07	2.14%	6.75%	9.15%	0.82%	7.72%	326.38	57.0%	37.3%	10.05	3.33	5.83	5.11	68.09

(TALIC) Tata AIA Life Insurance Co. Ltd.



MENU