

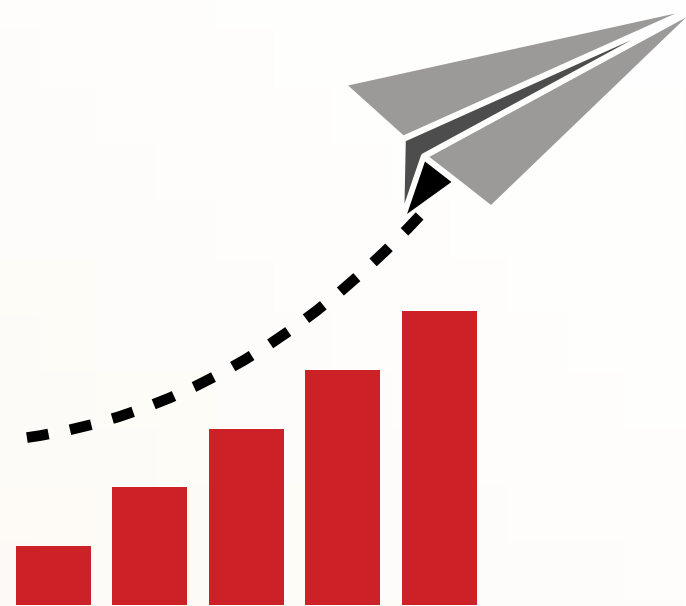


Live more,
Bank less


DBS *Select*

Funds Fact Sheet





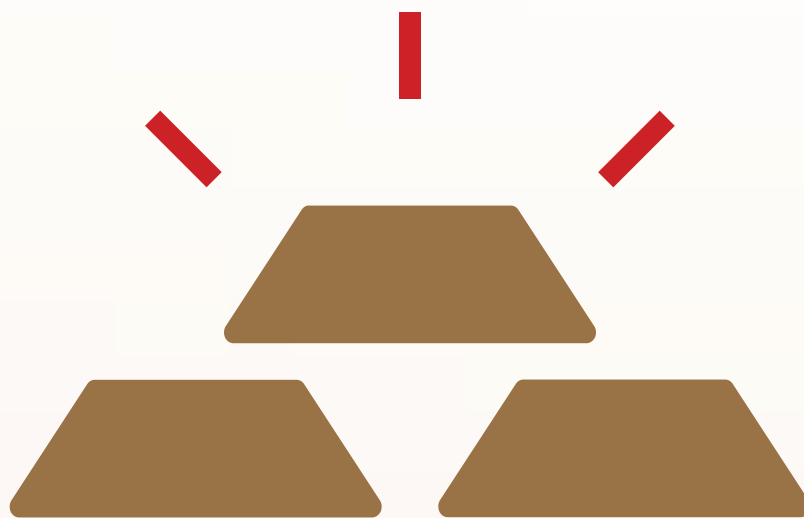
Equity Funds



Hybrid Funds




Debt Funds




Gold Funds

DISCLAIMER:

DBS does not recommend any specific fund(s) and customers are advised to take independent professional advice and shall participate only after the risk profiling and rightful assessment of the product suitability at their end. DBS shall have no liability for any direct, special, indirect, consequential, incidental damages or any other loss or damages of any kind arising from any use of this fund performance report herein (including any error, omission or misstatement herein, negligent or otherwise) or further communication thereof.




Equity Funds



Large Cap Funds




Large & Mid Cap Funds



Flexi Cap Funds




Mid Cap Funds




Thematic Funds




Small Cap Funds



Focused Equity



Focused Funds- Multicap



Focused Funds- ELSS


NOTE:

- All returns displayed are for Growth option
- Performance for all strategies as on 30th January 2025
- SIP returns for all strategies as on 05th March 2025
- Portfolio data updated for all strategies as on 31st January 2025
- Market Capitalisation for all strategies as on 28th February 2025
- Please note that the capitalization mentioned in split is a % of the allocation of the market cap. Adding cash element may not add to 100%
- Cash allocation represents only cash holdings as per MorningStar factsheet classification.

* Fund available on DBS Online banking platforms only (Digibank App & Internet Banking)
 ** Fund available through Offline channel only
 ***SIP / STP upto 5 Lac per PAN per day via Offline channel



MAIN MENU



Hybrid Funds



Aggressive Allocation



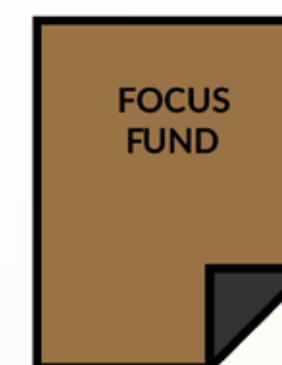
Dynamic Asset Allocation / BAF



Multi Asset Allocation



Equity Savings



Conservative Hybrid



Arbitrage Funds

NOTE:

- All returns displayed are for Growth option
- Performance for all strategies as on 30th January 2025
- SIP returns for all strategies as on 05th March 2025
- Portfolio data updated for all strategies as on 31st January 2025
- Market Capitalisation for all strategies as on 28th February 2025
- Please note that the capitalization mentioned in split is a % of the allocation of the market cap. Adding cash element may not add to 100%
- Cash allocation represents only cash holdings as per MorningStar factsheet classification.


*Fund available on DBS Online banking platforms only
(Digibank App & Internet Banking)




MAIN MENU




Debt Funds




Low Duration Debt



Short Duration




Medium Duration



Dynamic Bond



Credit Risk



Corporate Bond

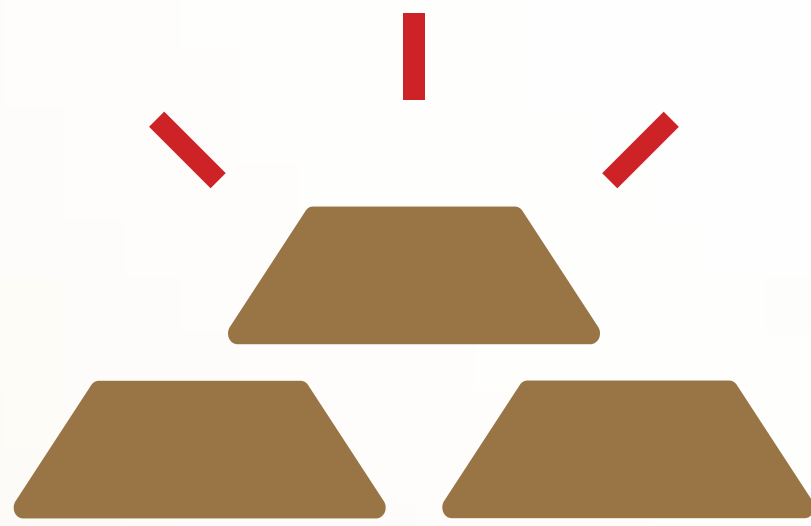


Banking & PSU Debt

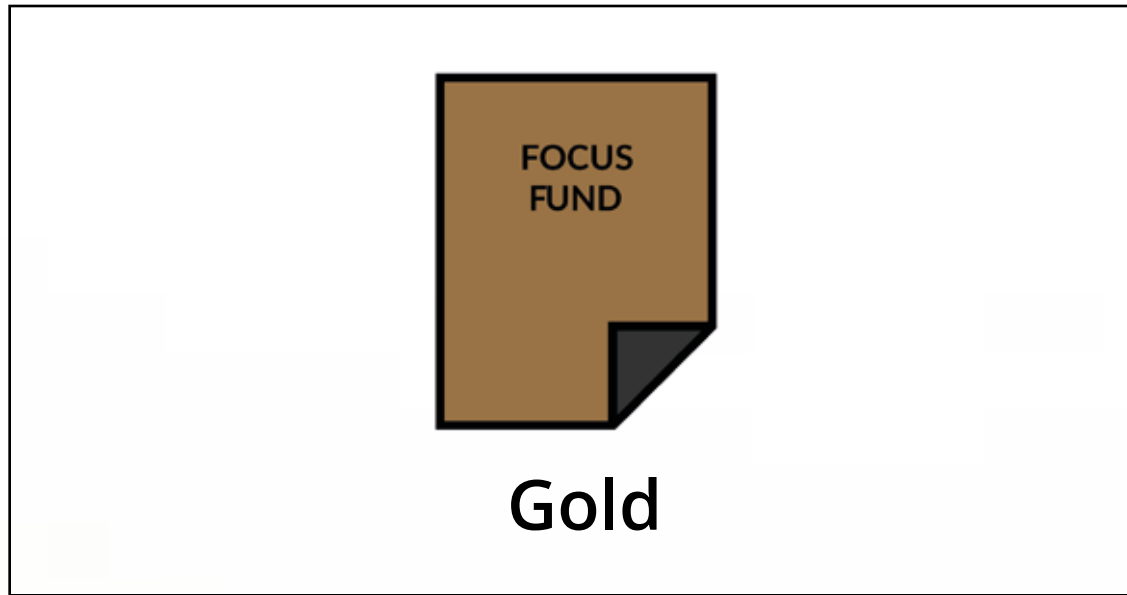
NOTE:

- All returns displayed are for Growth option
- Performance for all strategies as on 30th January 2025
- SIP returns for all strategies as on 05th March 2025
- Portfolio data updated for all strategies as on 15th February 2025
- *Fund available on DBS Online banking platforms only (Digibank App & Internet Banking)





Gold



Gold

NOTE:

- All returns displayed are for Growth option
- Performance for all strategies as on 30th January 2025
- SIP returns for all strategies as on 05th March 2025
- Portfolio data updated for all strategies as on 31st January 2025



MAIN MENU



Insurance



**ADITYA BIRLA
CAPITAL**

Life Insurance

**Aditya Birla SunLife
Insurance Co Ltd.**



**TATA AIA
LIFE**

**Tata AIA Life
Insurance Co Ltd.**



BAJAJ Allianz

LIFE GOALS. DONE.

**BAJAJ Allianz Life
Insurance Co Ltd.**

NOTE

- The fund is managed by respective Insurance company.
 - Past performance is not indicative of future performance. Returns are calculated on an absolute basis for a period of less than (or equal to) a year, with reinvestment of dividends (if any).
 - All investments made by the Insurer are subject to market risks. The Insurer or the Bank does not guarantee any assured returns. The investment income and price may go down as well as up depending on several factors influencing the market.
 - Premium paid in ULIPs are subject to investment risks associated with capital markets & the NAV of the units may go up or down based on the performance of the fund and factors influencing capital markets & the insured is responsible for his/her decision. The names of the company, Product names or fund options do not indicate their quality or future prospects and returns.
- **SIP/STP upto 0.5 Lac per day per PAN via Offline channel only
- ***SIP/STP upto 2 Lac per day per PAN via offline channel only



MAIN MENU



DBS Select

Focus Funds - Large Cap Funds



Scheme Name	Returns				Std Dev	SIP Returns			Composition				Top Sectors		
	DBS Fund Quartile	1 Yr %	3 Yr %	5 Yr %	3 Yr %	3 Yr %	5 Yr %	10 Yr %	Large Cap %	Mid Cap %	Small Cap %	Cash & Others %	Sector 1 %	Sector 2 %	Sector 3 %
HDFC Large Cap Fund	Q1	7.78%	15.71%	16.72%	12.68%	11.53%	16.35%	13.57%	97.42%	2.13%	0.00%	0.45%	Financial Services - 32.49%	Consumer Cyclical - 12.38%	Technology - 10.38%
ICICI Prudential Bluechip Fund	Q1	11.65%	15.86%	17.98%	11.86%	13.12%	16.87%	14.61%	82.10%	9.19%	0.63%	8.09%	Financial Services - 30.34%	Consumer Cyclical - 10.71%	Industrials - 11.16%
Kotak Bluechip Fund	Q2	12.55%	12.67%	15.71%	12.26%	9.50%	13.00%	12.74%	79.27%	10.27%	3.82%	6.64%	Financial Services - 26.92%	Consumer Cyclical - 15.12%	Technology - 13.79%

NOTE:

- All returns displayed are for Growth option
- Performance for all strategies as on 30th January 2025
- SIP returns for all strategies as on 05th March 2025
- Portfolio data updated for all strategies as on 31st January 2025
- Market Capitalisation for all strategies as on 28th February 2025
- Please note that the capitalization mentioned in split is a % of the allocation of the market cap. Adding cash element may not add to 100%
- Cash allocation represents only cash holdings as per MorningStar factsheet classification.
- * Fund available on DBS Online banking platforms only (Digibank App & Internet Banking)
- ** Fund available through Offline channel only
- ***SIP / STP upto 5 Lac per PAN per day via Offline channel



MENU



DBS Select

Focus Funds - Large & Mid Cap Funds



Scheme Name	Returns			Std Dev	SIP Returns			Composition				Top Sectors			
	DBS Fund Quartile	1 Yr %	3 Yr %	5 Yr %	3 Yr %	3 Yr %	5 Yr %	10 Yr %	Large Cap %	Mid Cap %	Small Cap %	Cash %	Sector 1 %	Sector 2 %	Sector 3 %
Bandhan Core Equity Fund	Q1	15.84%	20.88%	20.93%	13.77%	18.22%	21.19%	16.28%	46.23%	31.64%	13.67%	8.46%	Financial Services - 25.56%	Technology - 12.58	Healthcare - 12.09%
SBI Large & Midcap Fund	Q2	12.10%	15.55%	18.91%	12.70%	12.39%	17.75%	15.32%	47.16%	30.85%	14.90%	7.09%	Financial Services - 26.15%	Consumer Cyclical - 13.30%	Basic Materials - 12.45%

NOTE:

- All returns displayed are for Growth option
- Performance for all strategies as on 30th January 2025
- SIP returns for all strategies as on 05th March 2025
- Portfolio data updated for all strategies as on 31st January 2025
- Market Capitalisation for all strategies as on 28th February 2025
- Please note that the capitalization mentioned in split is a % of the allocation of the market cap. Adding cash element may not add to 100%
- Cash allocation represents only cash holdings as per MorningStar factsheet classification.
- * Fund available on DBS Online banking platforms only (Digibank App & Internet Banking)
- ** Fund available through Offline channel only
- ***SIP / STP upto 5 Lac per PAN per day via Offline channel











DBS Select

Focus Funds - Flexi Cap Funds



 Scheme Name	 Returns				 Std Dev	 SIP Returns			 Composition				 Top Sectors		
	DBS Fund Quartile	1 Yr %	3 Yr %	5 Yr %	3 Yr %	3 Yr %	5 Yr %	10 Yr %	Large Cap %	Mid Cap %	Small Cap %	Cash %	Sector 1 %	Sector 2 %	Sector 3 %
HDFC Flexi Cap Fund	Q1	18.37%	21.43%	22.06%	12.32%	18.73%	23.31%	17.40%	74.93%	3.75%	9.69%	11.63%	Financial Services - 42.98%	Consumer Cyclical - 17.16%	Healthcare - 11.49%
Franklin India Flexi Cap	Q1	12.50%	16.36%	20.33%	12.68%	13.90%	18.60%	14.89%	75.24%	12.43%	7.89%	4.44%	Financial Services - 29.67%	Industrials - 13.06%	Consumer Cyclical - 12.39%
Parag Parikh Flexi Cap Fund**	Q2	19.53%	17.66%	23.72%	11.04%	19.36%	20.66%	19.05%	61.24%	2.93%	1.99%	33.84%	Financial Services - 37.48%	Consumer Cyclical - 14.90%	Technology - 10.53%

NOTE:

- All returns displayed are for Growth option
- Performance for all strategies as on 30th January 2025
- SIP returns for all strategies as on 05th March 2025
- Portfolio data updated for all strategies as on 31st January 2025
- Market Capitalisation for all strategies as on 28th February 2025
- Please note that the capitalization mentioned in split is a % of the allocation of the market cap. Adding cash element may not add to 100%
- Cash allocation represents only cash holdings as per MorningStar factsheet classification.

* Fund available on DBS Online banking platforms only (Digibank App & Internet Banking)

** Fund available through Offline channel only

***SIP / STP upto 5 Lac per PAN per day via Offline channel









MENU



DBS Select


Focus Funds - Mid Cap Funds



 Scheme Name	 Returns				 Std Dev	 SIP Returns			 Composition				 Top Sectors		
	DBS Fund Quartile	1 Yr %	3 Yr %	5 Yr %	3 Yr %	3 Yr %	5 Yr %	10 Yr %	Large Cap %	Mid Cap %	Small Cap %	Cash %	Sector 1 %	Sector 2 %	Sector 3 %
HDFC Mid-Cap Opportunities Fund	Q1	15.26%	24.50%	25.59%	13.69%	18.82%	24.03%	18.56%	12.19%	58.97%	21.31%	7.53%	Financial Services - 26.59%	Consumer Cyclical - 19.05%	Healthcare - 12.98%
Motilal Oswal Midcap Fund	Q1	28.99%	28.05%	27.34%	15.43%	24.61%	29.65%	20.60%	14.42%	60.44%	2.06%	23.08%	Technology - 43.62%	Industrials - 17.95%	Consumer Cyclical - 20.98%
Nippon India Growth	Q1	15.27%	22.22%	25.10%	14.38%	17.59%	23.16%	18.81%	20.81%	66.15%	12.43%	0.61%	Financial Services - 21.77%	Consumer Cyclical - 20.24%	Industrials - 17.22%

NOTE:

- All returns displayed are for Growth option
- Performance for all strategies as on 30th January 2025
- SIP returns for all strategies as on 05th March 2025
- Portfolio data updated for all strategies as on 31st January 2025
- Market Capitalisation for all strategies as on 28th February 2025
- Please note that the capitalization mentioned in split is a % of the allocation of the market cap. Adding cash element may not add to 100%
- Cash allocation represents only cash holdings as per MorningStar factsheet classification.
- * Fund available on DBS Online banking platforms only (Digibank App & Internet Banking)
- ** Fund available through Offline channel only
- ***SIP / STP upto 5 Lac per PAN per day via Offline channel



MENU



DBS Select

Focus Funds - Thematic Funds



Scheme Name	Returns			Std Dev	SIP Returns			Composition				Top Sectors			
	DBS Fund Quartile	1 Yr %	3 Yr %	5 Yr %	3 Yr %	3 Yr %	5 Yr %	10 Yr %	Large Cap %	Mid Cap %	Small Cap %	Cash %	Sector 1 %	Sector 2 %	Sector 3 %
ICICI Pru Value Discovery Fund	Q1	14.23%	19.74%	24.44%	11.61%	17.03%	22.00%	17.22%	79.81%	6.19%	4.16%	9.84%	Financial Services - 32.96%	Healthcare - 11.61%	Energy - 11.00%
SBI Contra Fund	Q1	12.10%	21.67%	27.68%	12.66%	16.20%	24.21%	18.59%	47.21%	14.21%	10.65%	27.93%	Financial Services - 25.34%	Technology - 12.06%	Basic Materials - 10.40%

NOTE:

- All returns displayed are for Growth option
- Performance for all strategies as on 30th January 2025
- SIP returns for all strategies as on 05th March 2025
- Portfolio data updated for all strategies as on 31st January 2025
- Market Capitalisation for all strategies as on 28th February 2025
- Please note that the capitalization mentioned in split is a % of the allocation of the market cap. Adding cash element may not add to 100%
- Cash allocation represents only cash holdings as per MorningStar factsheet classification.
- * Fund available on DBS Online banking platforms only (Digibank App & Internet Banking)
- ** Fund available through Offline channel only
- ***SIP / STP upto 5 Lac per PAN per day via Offline channel



MENU



DBS Select

Focus Funds - Small Cap Funds



Scheme Name	Returns				Std Dev	SIP Returns			Composition				Top Sectors		
	DBS Fund Quartile	1 Yr %	3 Yr %	5 Yr %		3 Yr %	3 Yr %	5 Yr %	10 Yr %	Large Cap %	Mid Cap %	Small Cap %	Cash %	Sector 1 %	Sector 2 %
Franklin India Smaller Companies fund	Q1	8.21%	21.36%	25.32%	14.78%	12.78%	22.04%	16.44%	6.63%	10.44%	75.90%	7.03%	Industrials - 22.81%	Financial Services - 20.50%	Consumer Cyclical - 15.05%
Nippon India Small Cap Fund***	Q1	10.17%	22.22%	30.38%	14.83%	13.45%	24.88%	21.13%	11.99%	14.78%	67.19%	6.04%	Industrials - 25.32%	Consumer Cyclical - 13.44%	Financial Services - 14.18%

NOTE:

- All returns displayed are for Growth option
- Performance for all strategies as on 30th January 2025
- SIP returns for all strategies as on 05th March 2025
- Portfolio data updated for all strategies as on 31st January 2025
- Market Capitalisation for all strategies as on 28th February 2025
- Please note that the capitalization mentioned in split is a % of the allocation of the market cap. Adding cash element may not add to 100%
- Cash allocation represents only cash holdings as per MorningStar factsheet classification.

* Fund available on DBS Online banking platforms only (Digibank App & Internet Banking)

** Fund available through Offline channel only

***SIP / STP upto 5 Lac per PAN per day via Offline channel



MENU



DBS Select

Focus Funds - Focused Equity Funds



Scheme Name	Returns			Std Dev	SIP Returns			Composition				Top Sectors			
	DBS Fund Quartile	1 Yr %	3 Yr %	5 Yr %	3 Yr %	3 Yr %	5 Yr %	10 Yr %	Large Cap %	Mid Cap %	Small Cap %	Cash %	Sector 1 %	Sector 2 %	Sector 3 %
HDFC Focused 30 Fund	Q1	18.85%	22.06%	22.01%	11.26%	19.07%	23.88%	16.50%	66.73%	4.27%	14.04%	14.96%	Financial Services - 46.37%	Consumer Cyclical - 23.33%	Healthcare - 12.38%
ICICI Pru Focused Equity Fund	Q1	19.06%	18.70%	22.59%	13.21%	16.24%	19.48%	15.90%	78.45%	17.11%	1.49%	2.95%	Financial Services - 29.39%	Healthcare - 12.06%	Basic Materials - 11.54%

NOTE:

- All returns displayed are for Growth option
- Performance for all strategies as on 30th January 2025
- SIP returns for all strategies as on 05th March 2025
- Portfolio data updated for all strategies as on 31st January 2025
- Market Capitalisation for all strategies as on 28th February 2025
- Please note that the capitalization mentioned in split is a % of the allocation of the market cap. Adding cash element may not add to 100%
- Cash allocation represents only cash holdings as per MorningStar factsheet classification.
- * Fund available on DBS Online banking platforms only (Digibank App & Internet Banking)
- ** Fund available through Offline channel only
- ***SIP / STP upto 5 Lac per PAN per day via Offline channel





DBS Select

Focus Funds - Multicap Funds



Scheme Name	Returns				Std Dev	SIP Returns			Composition				Top Sectors		
	DBS Fund Quartile	1 Yr %	3 Yr %	5 Yr %	3 Yr %	3 Yr %	5 Yr %	10 Yr %	Large Cap %	Mid Cap %	Small Cap %	Cash %	Sector 1 %	Sector 2 %	Sector 3 %
ICICI Pru Multicap Fund	Q1	14.31%	18.75%	19.60%	12.89%	15.16%	19.14%	15.23%	43.41%	20.48%	28.90%	7.21%	Financial Services-28.36%	Basic Materials-13.64%	Industrials-13.11%
Nippon India Multicap Fund	Q1	14.92%	22.10%	21.94%	13.49%	15.78%	23.28%	16.84%	44.46%	26.26%	26.87%	2.41%	Financial Services-30.96%	Consumer Cyclical-18.63%	Industrials-18.19%

NOTE:

- All returns displayed are for Growth option
- Performance for all strategies as on 30th January 2025
- SIP returns for all strategies as on 05th March 2025
- Portfolio data updated for all strategies as on 31st January 2025
- Market Capitalisation for all strategies as on 28th February 2025
- Please note that the capitalization mentioned in split is a % of the allocation of the market cap. Adding cash element may not add to 100%
- Cash allocation represents only cash holdings as per MorningStar factsheet classification.
- * Fund available on DBS Online banking platforms only (Digibank App & Internet Banking)
- ** Fund available through Offline channel only
- ***SIP / STP upto 5 Lac per PAN per day via Offline channel





DBS Select

Focus Funds - ELSS



Live more,
Bank less

Scheme Name	Returns	Std Dev	SIP Returns	Composition	Top Sectors										
	DBS Fund Quartile	1 Yr %	3 Yr %	5 Yr %	3 Yr %	3 Yr %	5 Yr %	10 Yr %	Large Cap %	Mid Cap %	Small Cap %	Cash %	Sector 1 %	Sector 2 %	Sector 3 %
HDFC ELSS Tax Saver Fund	Q1	16.23%	20.81%	20.11%	12.14%	17.60%	21.22%	15.22%	78.65%	4.63%	9.38%	7.34%	Financial Services - 44.87%	Consumer Cyclical - 14.50%	Healthcare - 11.54%
SBI Long Term Equity Fund	Q1	18.05%	22.85%	22.63%	14.00%	20.31%	22.55%	16.73%	57.84%	23.25%	9.23%	9.68%	Financial Services - 27.76%	Technology - 11.69%	Industrials - 10.92%
DSP ELSS Tax Saver Fund*	Q2	17.11%	16.77%	19.70%	13.48%	15.37%	18.55%	16.08%	63.02%	20.36%	11.93%	4.69%	Financial Services - 37.32%	Consumer Cyclical - 10.21%	Healthcare - 9.60%

NOTE:

- All returns displayed are for Growth option
- Performance for all strategies as on 30th January 2025
- SIP returns for all strategies as on 05th March 2025
- Portfolio data updated for all strategies as on 31st January 2025
- Market Capitalisation for all strategies as on 28th February 2025
- Please note that the capitalization mentioned in split is a % of the allocation of the market cap. Adding cash element may not add to 100%
- Cash allocation represents only cash holdings as per MorningStar factsheet classification.


* Fund available on DBS Online banking platforms only (Digibank App & Internet Banking)

** Fund available through Offline channel only

***SIP / STP upto 5 Lac per PAN per day via Offline channel



MENU




Hybrid Funds

DBS Select

Focus Funds - Aggressive Allocation



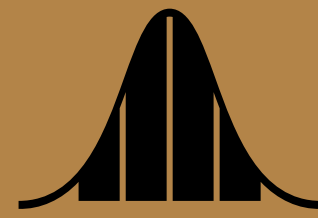
Live more,
Bank less




Scheme Name



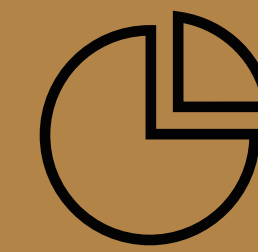
Returns



Std Dev



SIP Returns



Composition




Top Sectors

Scheme Name	DBS Fund Quartile	1 Yr %	3 Yr %	5 Yr %	3 Yr %	3 Yr %	5 Yr %	10 Yr %	Equity %	Debt %	Cash %	Other %	Sector 1 %	Sector 2 %	Sector 3 %
ICICI Pru Equity & Debt Fund	Q1	12.93	17.16	20.76	9.52	15.26	20.12	16.57	71.65%	17.90%	9.94%	0.51%	Corporate - 50.08%	Government - 28.31%	Cash & Equivalents - 18.44%
HDFC Hybrid Equity Fund	Q2	8.90	11.74	14.81	8.77	8.27	12.61	11.89	67.74%	31.06%	1.20%	0.00%	Government - 48.71%	Corporate - 43.98%	Cash & Equivalents - 7.31%


NOTE:

- All returns displayed are for Growth option
- Performance for all strategies as on 30th January 2025
- SIP returns for all strategies as on 05th March 2025
- Portfolio data updated for all strategies as on 31st January 2025
- Market Capitalisation for all strategies as on 28th February 2025
- Please note that the capitalization mentioned in split is a % of the allocation of the market cap. Adding cash element may not add to 100%
- Cash allocation represents only cash holdings as per MorningStar factsheet classification.

*Fund available on DBS Online banking platforms only (Digibank App & Internet Banking)



MENU




Hybrid Funds

DBS Select

Focus Funds - Dynamic Asset Allocation/BAF



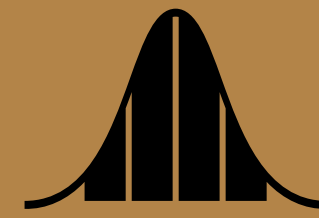
Live more,
Bank less




Scheme Name



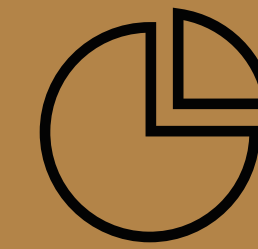
Returns



Std Dev



SIP Returns



Composition



Top Sectors

Scheme Name	DBS Fund Quartile	Returns			3 Yr %	SIP Returns			Composition				Top Sectors		
		1 Yr %	3 Yr %	5 Yr %		3 Yr %	5 Yr %	10 Yr %	Equity %	Debt %	Cash %	Other %	Sector 1 %	Sector 2 %	Sector 3 %
HDFC Balanced Advantage Fund	Q1	9.85	19.48	19.26	9.38	10.09	11.86	11.06	60.71%	30.84%	8.45%	0.00%	Government - 38.54%	Cash & Equivalents - 31.31%	Corporate - 30.15%
ICICI Pru Balanced Advantage Fund	Q1	10.71	11.73	12.36	5.14	15.48	19.78	15.35	46.53%	17.29%	35.92%	0.26%	Cash & Equivalents - 66.42%	Corporate - 17.28%	Government - 10.40%


NOTE:

- All returns displayed are for Growth option
- Performance for all strategies as on 30th January 2025
- SIP returns for all strategies as on 05th March 2025
- Portfolio data updated for all strategies as on 31st January 2025
- Market Capitalisation for all strategies as on 28th February 2025
- Please note that the capitalization mentioned in split is a % of the allocation of the market cap. Adding cash element may not add to 100%
- Cash allocation represents only cash holdings as per MorningStar factsheet classification.

*Fund available on DBS Online banking platforms only (Digibank App & Internet Banking)



MENU



Hybrid Funds

DBS Select

Focus Funds - Multi Asset Allocation



Live more,
Bank less

Scheme Name	Returns			Std Dev	SIP Returns			Composition				Top Sectors			
	DBS Fund Quartile	1 Yr %	3 Yr %	5 Yr %	3 Yr %	3 Yr %	5 Yr %	10 Yr %	Equity %	Debt %	Cash %	Other %	Sector 1 %	Sector 2 %	Sector 3 %
ICICI Prudential Multi Asset Fund	Q1	15.75	17.99	20.42	7.64	16.76	20.53	16.58	51.71%	9.25%	32.53%	6.51%	Cash & Equivalents - 75.84%	Corporate - 17.00	Government - 6.02%
UTI Multi Asset Allocation Fund	Q2	15.34	17.15	14.68	8.57	15.86	15.17	11.51	59.76%	19.30%	9.27%	11.67%	Government - 48.05%	Cash & Equivalents - 38.37%	Corporate - 13.57%


NOTE:

- All returns displayed are for Growth option
- Performance for all strategies as on 30th January 2025
- SIP returns for all strategies as on 05th March 2025
- Portfolio data updated for all strategies as on 31st January 2025
- Market Capitalisation for all strategies as on 28th February 2025
- Please note that the capitalization mentioned in split is a % of the allocation of the market cap. Adding cash element may not add to 100%
- Cash allocation represents only cash holdings as per MorningStar factsheet classification.

*Fund available on DBS Online banking platforms only (Digibank App & Internet Banking)



MENU



Hybrid Funds

DBS Select

Focus Funds - Equity Savings



Live more,
Bank less

Scheme Name	Returns			Std Dev	SIP Returns			Composition				Top Sectors			
	DBS Fund Quartile	1 Yr %	3 Yr %	5 Yr %	3 Yr %	3 Yr %	5 Yr %	10 Yr %	Equity %	Debt %	Cash %	Other %	Sector 1 %	Sector 2 %	Sector 3 %
Kotak Equity Savings Fund	Q1	8.93	10.42	10.61	4.36	8.45	9.70	9.20	34.84%	16.09%	48.15%	0.92%	Cash & Equivalents - 69.82%	Corporate - 15.70%	Government - 14.02%
HDFC Equity Savings Fund	Q2	7.62	9.23	10.76	4.81	8.21	9.91	9.32	30.78%	25.41%	43.81%	0.00%	Cash & Equivalents - 59.83%	Government - 17.97%	Corporate - 20.00%


NOTE:

- All returns displayed are for Growth option
- Performance for all strategies as on 30th January 2025
- SIP returns for all strategies as on 05th March 2025
- Portfolio data updated for all strategies as on 31st January 2025
- Market Capitalisation for all strategies as on 28th February 2025
- Please note that the capitalization mentioned in split is a % of the allocation of the market cap. Adding cash element may not add to 100%
- Cash allocation represents only cash holdings as per MorningStar factsheet classification.

*Fund available on DBS Online banking platforms only (Digibank App & Internet Banking)



MENU




Hybrid Funds

DBS Select

Focus Funds - Conservative Hybrid



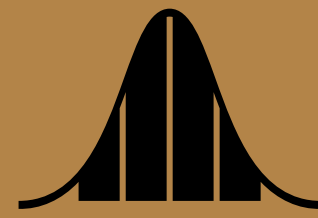
Live more,
Bank less




Scheme Name



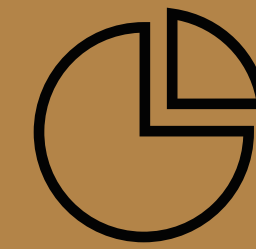
Returns



Std Dev



SIP Returns



Composition




Top Sectors

	DBS Fund Quartile	1 Yr %	3 Yr %	5 Yr %	3 Yr %	3 Yr %	5 Yr %	10 Yr %	Equity %	Debt %	Cash %	Other %	Sector 1 %	Sector 2 %	Sector 3 %
HDFC Hybrid Debt Fund	Q1	8.70	9.77	10.47	3.91	9.06	9.95	9.06	19.30%	76.57%	2.75%	1.38%	Government - 56.42%	Corporate - 37.83%	Cash & Equivalents - 5.07%
SBI Conservative Hybrid Fund	Q3	9.16	9.11	10.60	3.34	8.32	9.43	8.98	21.01%	73.82%	4.11%	1.06%	Corporate - 64.80%	Government - 20.79%	Cash & Equivalents - 14.41%


NOTE:

- All returns displayed are for Growth option
- Performance for all strategies as on 30th January 2025
- SIP returns for all strategies as on 05th March 2025
- Portfolio data updated for all strategies as on 31st January 2025
- Market Capitalisation for all strategies as on 28th February 2025
- Please note that the capitalization mentioned in split is a % of the allocation of the market cap. Adding cash element may not add to 100%
- Cash allocation represents only cash holdings as per MorningStar factsheet classification.

*Fund available on DBS Online banking platforms only (Digibank App & Internet Banking)



MENU




Hybrid Funds

DBS Select

Focus Funds - Arbitrage Funds



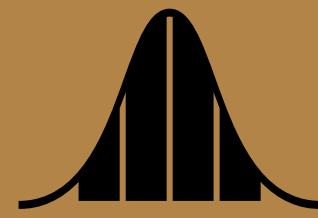
Live more,
Bank less




Scheme Name



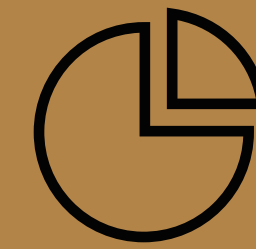
Returns



Std Dev



SIP Returns



Composition




Top Sectors

Scheme Name	DBS Fund Quartile	Returns			3 Yr %	SIP Returns			Composition				Top Sectors		
		1 Yr %	3 Yr %	5 Yr %		3 Yr %	5 Yr %	10 Yr %	Equity %	Debt %	Cash %	Other %	Sector 1 %	Sector 2 %	Sector 3 %
Kotak Equity Arbitrage Fund	Q1	7.53	6.61	5.59	0.62	7.37	6.45	5.94	-0.28%	3.24%	96.98%	0.06%	-	-	-
ICICI Pru Equity Arbitrage Fund	Q1	7.36	6.35	5.40	0.61	7.15	6.23	5.75	-0.33%	4.18%	96.10%	0.05%	-	-	-

NOTE:

- All returns displayed are for Growth option
- Performance for all strategies as on 30th January 2025
- SIP returns for all strategies as on 05th March 2025
- Portfolio data updated for all strategies as on 31st January 2025
- Market Capitalisation for all strategies as on 28th February 2025
- Please note that the capitalization mentioned in split is a % of the allocation of the market cap. Adding cash element may not add to 100%
- Cash allocation represents only cash holdings as per MorningStar factsheet classification.

*Fund available on DBS Online banking platforms only (Digibank App & Internet Banking)



MENU



DBS Select

Focus Funds - Low Duration Debt



Live more,
Bank less

Scheme Name	Returns	Std Dev	SIP Returns	Composition	Debt Status									
	DBS Fund Quartile	Ret 6 Mo	Ret 1 Yr	Ret 2 Yr	Ret 3 Yr	3 Yr %	Ret 3 Yr	Ret 5 Yr	Ret 10 Yr	Credit Qual AAA %	Credit Qual AA %	Credit Qual A %	YTM %	Mod Duration (in yrs)
ICICI Pru Savings Fund	Q1	7.26	7.94	7.87	6.76	0.88	7.59	6.73	6.92	86.47%	13.53%	0.00%	7.83%	0.89
Bandhan Low Duration Fund*	Q2	6.96	7.34	7.17	6.20	0.65	7.01	6.13	6.35	96.51%	3.49%	0.00%	7.60%	0.86

NOTE:

- All returns displayed are for Growth option
- Performance for all strategies as on 30th January 2025
- SIP returns for all strategies as on 05th March 2025
- Portfolio data updated for all strategies as on 15th February 2025
- *Fund available on DBS Online banking platforms only (Digibank App & Internet Banking)



MENU



DBS Select

Focus Funds - Short Duration



Live more,
Bank less

Scheme Name	Returns					Std Dev	SIP Returns			Composition			Debt Status	
	DBS Fund Quartile	Ret 6 Mo	Ret 1 Yr	Ret 2 Yr	Ret 3 Yr	3 Yr %	Ret 3 Yr	Ret 5 Yr	Ret 10 Yr	Credit Qual AAA %	Credit Qual AA %	Credit Qual A %	YTM %	Mod Duration (in yrs)
HDFC S/T Debt*	Q1	7.70	8.32	7.84	6.50	1.02	7.51	6.57	7.06	88.21%	11.79%	0.00%	7.61%	2.75
ICICI Pru Short Term Fund	Q1	7.30	7.85	7.71	6.85	0.88	7.47	6.71	7.09	80.74%	19.26%	0.00%	7.81%	2.28

NOTE:

- All returns displayed are for Growth option
- Performance for all strategies as on 30th January 2025
- SIP returns for all strategies as on 05th March 2025
- Portfolio data updated for all strategies as on 15th February 2025
- *Fund available on DBS Online banking platforms only (Digibank App & Internet Banking)



MENU



DBS Select

Focus Funds - Medium Duration



Scheme Name	Returns					Std Dev	SIP Returns			Composition			Debt Status	
	DBS Fund Quartile	Ret 6 Mo	Ret 1 Yr	Ret 2 Yr	Ret 3 Yr	3 Yr %	Ret 3 Yr	Ret 5 Yr	Ret 10 Yr	Credit Qual AAA %	Credit Qual AA %	Credit Qual A %	YTM %	Mod Duration (in yrs)
ICICI Pru Medium Term Bond Fund	Q2	8.15	8.25	7.72	6.73	1.21	7.53	6.85	7.12	43.84%	56.16%	0.00%	7.97%	3.13
HDFC Medium Term Debt Fund	Q3	7.56	8.07	7.55	6.10	1.49	7.18	6.39	6.76	61.75%	38.25%	0.00%	7.78%	3.77

NOTE:

- All returns displayed are for Growth option
- Performance for all strategies as on 30th January 2025
- SIP returns for all strategies as on 05th March 2025
- Portfolio data updated for all strategies as on 15th February 2025
- *Fund available on DBS Online banking platforms only (Digibank App & Internet Banking)



MENU



DBS Select

Focus Funds - Dynamic Bond



Scheme Name	Returns	Std Dev	SIP Returns	Composition	Debt Status									
	DBS Fund Quartile	Ret 6 Mo	Ret 1 Yr	Ret 2 Yr	Ret 3 Yr	3 Yr %	Ret 3 Yr	Ret 5 Yr	Ret 10 Yr	Credit Qual AAA %	Credit Qual AA %	Credit Qual A %	YTM %	Mod Duration (in yrs)
Nippon India Dynamic Bond Fund	Q2	8.14	9.24	8.09	6.49	2.58	7.89	6.47	6.53	100.00%	0.00%	0.00%	7.12%	4.30
SBI Dynamic Bond Fund*	Q2	7.34	8.53	8.05	6.92	2.01	7.27	6.27	6.93	100.00%	0.00%	0.00%	7.24%	8.53
ICICI Pru All Seasons Bond Fund	Q3	8.06	8.34	8.06	7.15	1.37	7.73	6.90	7.51	65.56%	34.44%	0.00%	7.67%	3.22

NOTE:

- All returns displayed are for Growth option
- Performance for all strategies as on 30th January 2025
- SIP returns for all strategies as on 05th March 2025
- Portfolio data updated for all strategies as on 15th February 2025
- *Fund available on DBS Online banking platforms only (Digibank App & Internet Banking)



MENU



DBS Select

Focus Funds - Credit Risk



Live more,
Bank less

Scheme Name	Returns					Std Dev	SIP Returns			Composition			Debt Status	
	DBS Fund Quartile	Ret 6 Mo	Ret 1 Yr	Ret 2 Yr	Ret 3 Yr	3 Yr %	Ret 3 Yr	Ret 5 Yr	Ret 10 Yr	Credit Qual AAA %	Credit Qual AA %	Credit Qual A %	YTM %	Mod Duration (in yrs)
ICICI Pru Credit Risk Fund	Q1	7.88	8.26	8.02	7.03	1.03	7.79	7.24	7.52	26.71%	56.91%	16.38%	8.68	1.89
HDFC Credit Risk Debt Fund	Q2	7.66	8.07	7.48	6.31	1.18	7.30	6.84	7.24	27.47%	62.42%	10.10%	8.55%	3.57

NOTE:

- All returns displayed are for Growth option
- Performance for all strategies as on 30th January 2025
- SIP returns for all strategies as on 05th March 2025
- Portfolio data updated for all strategies as on 15th February 2025
- *Fund available on DBS Online banking platforms only (Digibank App & Internet Banking)









MENU



DBS Select

Focus Funds - Corporate Bond



 Scheme Name	 Returns					 Std Dev	 SIP Returns			 Composition			 Debt Status	
	DBS Fund Quartile	Ret 6 Mo	Ret 1 Yr	Ret 2 Yr	Ret 3 Yr	3 Yr %	Ret 3 Yr	Ret 5 Yr	Ret 10 Yr	Credit Qual AAA %	Credit Qual AA %	Credit Qual A %	YTM %	Mod Duration (in yrs)
Aditya BSL Corporate Bond Fund	Q1	7.48	8.07	7.90	6.94	0.83	7.71	6.81	7.35	100.00%	0.00%	0.00%	7.40%	3.79
HDFC Corporate Bond Fund	Q1	7.92	8.65	8.02	6.55	1.28	7.57	6.60	7.20	100.00%	0.00%	0.00%	7.50%	3.76
ICICI Prudential Corporate Bond Fund	Q1	8.09	8.63	8.06	6.81	1.12	7.60	6.79	7.17	99.43%	0.57%	0.00%	7.65%	2.29

NOTE:

- All returns displayed are for Growth option
- Performance for all strategies as on 30th January 2025
- SIP returns for all strategies as on 05th March 2025
- Portfolio data updated for all strategies as on 15th February 2025
- *Fund available on DBS Online banking platforms only (Digibank App & Internet Banking)



MENU



DBS Select

Focus Funds - Banking & PSU Debt



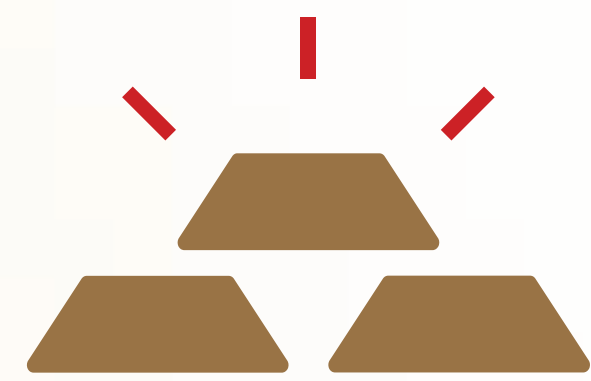
Scheme Name	Returns					Std Dev	SIP Returns			Composition			Debt Status	
	DBS Fund Quartile	Ret 6 Mo	Ret 1 Yr	Ret 2 Yr	Ret 3 Yr	3 Yr %	Ret 3 Yr	Ret 5 Yr	Ret 10 Yr	Credit Qual AAA %	Credit Qual AA %	Credit Qual A %	YTM %	Mod Duration (in yrs)
ICICI Pru Banking & PSU Debt*	Q1	7.23	7.95	7.70	6.76	0.86	7.37	6.61	6.98	99.17%	0.83%	0.00%	7.57%	2.70
Axis Banking & PSU Debt	Q2	7.39	7.70	7.15	6.06	0.86	6.89	6.05	6.77	100.00%	0.00%	0.00%	7.31%	2.80

NOTE:

- All returns displayed are for Growth option
- Performance for all strategies as on 30th January 2025
- SIP returns for all strategies as on 05th March 2025
- Portfolio data updated for all strategies as on 15th February 2025
- *Fund available on DBS Online banking platforms only (Digibank App & Internet Banking)



MENU




Gold Funds

DBS Select

Focus Funds - Gold



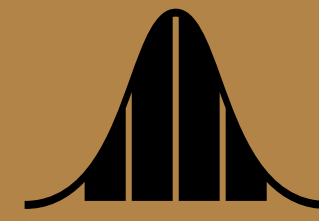
Live more,
Bank less




Scheme Name



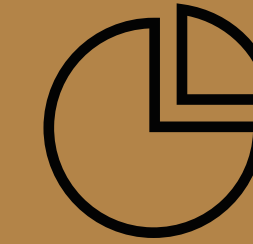
Returns




Std Dev



SIP Returns



Asset Allocation/
Composition



Holdings

Scheme Name	DBS Fund Quartile	Ret 6 Mo	Ret 1 Yr	Ret 2 Yr	Ret 3 Yr	3 Yr %	Ret 3 Yr	Ret 5 Yr	Ret 10 Yr	Gold %	Cash %	Holdings
Nippon India Gold Savings Fund	Q2	16.47	27.69	17.73	17.52	11.15	22.10	16.28	13.54	98.51%	1.40%	Nippon India ETF Gold - 100.03%
Kotak Gold Fund	Q3	16.95	27.69	17.79	17.32	11.14	21.82	16.07	13.67	97.03%	2.53%	Kotak Gold ETF - 99.44%

NOTE:

- All returns displayed are for Growth option
- Performance for all strategies as on 30th January 2025
- SIP returns for all strategies as on 05th March 2025
- Portfolio data updated for all strategies as on 31st January 2025



MENU



DBS Select

Aditya Birla Sun Life Insurance Co. Ltd.



FUNDS / Morning Star	Date of Inception	1 Years		3 Years		5 Years		Since Inception	
		Fund performance	Benchmark performance	Fund performance	Benchmark performance	Fund performance	Benchmark performance	Fund performance	Benchmark performance
Builder ****	22-Mar-01	6.03%	5.13%	6.88%	6.15%	7.55%	7.16%	9.54%	7.99%
Balancer ****	18-Jul-05	5.38%	4.46%	6.85%	6.06%	8.29%	7.35%	9.43%	7.69%
Multiplier ****	30-Oct-07	-7.69%	-1.51%	14.09%	16.29%	18.65%	19.93%	12.58%	9.51%
Enhancer ***	22-Mar-01	4.73%	4.10%	7.01%	6.28%	8.31%	7.83%	10.16%	8.69%
Creator ****	23-Feb-04	4.47%	2.63%	8.24%	7.12%	10.42%	9.68%	11.29%	9.05%
Super 20 ***	06-Jul-09	2.06%	0.06%	10.75%	7.32%	14.81%	11.47%	12.03%	9.18%
Asset Allocation	24-Sep-15	2.17%	-	9.67%	-	9.94%	-	10.39%	-
Magnifier ***	12-Aug-04	0.00%	-0.21%	9.64%	8.31%	13.82%	12.33%	12.38%	11.35%
Pure Equity ****	09-Mar-12	-11.85%	-	10.15%	-	16.45%	-	14.78%	-
Maximiser ***	12-Jul-07	-0.90%	-0.57%	10.54%	8.47%	15.32%	12.73%	10.58%	8.34%
Value & Momentum ***	09-Mar-12	-1.39%	-0.58%	14.30%	8.46%	17.68%	12.72%	11.80%	9.84%
Liquid Plus ****	09-Mar-12	6.60%	6.01%	5.86%	5.46%	5.02%	4.39%	6.46%	5.85%
Protector ***	22-Mar-01	6.65%	5.84%	6.24%	5.69%	6.46%	6.15%	8.09%	7.20%
Income Advantage ****	22-Aug-08	6.71%	6.48%	5.97%	5.25%	6.12%	5.02%	8.76%	6.77%
Assure *****	22-Aug-08	7.04%	6.60%	5.76%	5.18%	5.77%	5.27%	8.02%	6.59%
Capped Nifty Index	24-Sep-15	-0.11%	-	10.70%	-	15.81%	-	11.62%	-

28th FEB 25 - Fund Performance





MENU



DBS Select

BAJAJ Allianz Life Insurance Co. Ltd.



Fund Category	 Fund Name (BALIC)	 Returns					
	DBS Approved Fund Name	Returns till Feb'25					
		Inception Date	1 Yr %	3 Yr %	5 Yr %	7 Yr %	10 Yr %
Large Cap Fund	Equity Growth Fund II	06/01/10	-0.33%	9.58%	14.58%	10.75%	10.26%
Multi Cap Fund	Pure Stock Fund	21/07/06	-0.02%	12.94%	18.28%	12.38%	11.84%
Multi Cap Fund	Pure stock Fund II	05/06/17	-0.60%	12.30%	16.92%	11.52%	-
Index Fund	Blue Chip Equity Fund	01/11/10	-0.05%	10.61%	16.47%	12.26%	10.14%
Flexi Cap Fund	Flexi Cap Fund	20/05/22	-0.94%	-	-	-	-
Debt Fund	Bond Fund	10/07/06	7.61%	6.04%	5.66%	6.59%	6.71%
Cash Fund	Liquid Fund	10/07/06	6.26%	5.61%	4.55%	3.57%	4.56%
Hybrid Fund	Asset Allocation Fund II	31/03/14	2.51%	8.44%	11.33%	9.03%	8.40%





MENU



DBS Select

TATA AIA Life Insurance Co Ltd.



Fund Category	 Fund Name (TALIC)	 Returns					
Fund Category	DBS Approved Fund Name	Returns till Feb'25					
		Inception Date	1 Yr %	2 Yr %	3 Yr %	5 Yr %	Since CAGR
Equity	Large Cap Equity Fund	11-Jan-08	1.09%	18.30%	14.33%	19.37%	11.44%
Equity	Whole Life Aggressive Growth Fund	12-Jan-07	8.58%	20.69%	15.24%	17.27%	12.51%
Equity	Whole Life Mid Cap Equity Fund	10-Jan-07	2.86%	24.07%	17.06%	21.12%	15.14%
Hybrid	Whole Life Stable Growth Fund	18-Jan-07	7.74%	16.21%	11.87%	13.42%	10.24%
"Debit Oriented "	"Whole Life Short Term Fixed Income Fund"	12-Feb-07	7.13%	7.15%	5.80%	5.54%	7.03%
Debit Oriented	Whole Life Income Fund	06-Feb-07	7.69%	8.08%	6.33%	6.31%	7.80%



Best in Class Wealth Management Products & Services



Mutual Funds*



Portfolio Management Services*



Loan Against Securities*



Structured Products



Private Equity & Real Estate Fund*



NE/ Foreign Currency Non
Resident deposit with forward cover

Stay updated with latest financial reports & analysis

Enjoy complete suite of Bancassurance plans

DBS Select

DISCLAIMER

DBS Bank India Limited (IRDA of India Registration Number: CA 0257) having the registered office at GF: Nos. 11 & 12, Capitol Point BKS Marg, Connaught Place, Delhi - 110001 is the Corporate Agent of Tata AIA Life Insurance, Aditya Birla Sun Life Insurance, Bajaj Allianz Life Insurance Company Limited, Royal Sundaram General Insurance Company Limited, Bajaj Allianz General Insurance Company Limited & Manipal Cigna Health Insurance Company Limited. DBS Bank India Limited (Bank) does not underwrite the risk or act as an insurer. The Insurance product is underwritten by respective Insurance Company Limited. The contract of insurance is between the insurer and the insured and not between the Bank and the insured. Bank does not give any warranty, as to the accuracy and completeness of the policies. Bank does not accept any liability or losses attributable to your contract of Insurance. Participation by the Bank's customers in the insurance products is purely on a voluntary basis, and is not linked to avilment of any other facility from the bank.

The information herein is published by DBS Bank India Limited (hereby referred to as the "Company"). It is based on information obtained from sources believed to be reliable, but the Company does not make any representation or warranty, express or implied, as to its accuracy, completeness, timeliness, or correctness for any particular purpose. Opinions expressed are subject to change without notice. Any recommendation contained herein does not have regard to the specific investment objectives, financial situation, and the particular needs of any specific addressee. The information herein is published for the information of addressees only and is not to be taken in substitution for the exercise of judgment by addressees, who should obtain separate legal or financial advice. The information herein is not to be construed as an offer or a solicitation of an offer to buy or sell any securities, futures, or other financial instruments, or to provide any investment advice or services. The Company and its associates, their directors, officers and/or employees may have positions or other interests in, and may effect transactions in securities mentioned herein and may also perform or seek to perform booking, investment banking and other banking or financial services for these companies. The information herein is not intended for distribution to, or use by, any person or entity in any jurisdiction or country where such distribution or use would be contrary to law or regulation.

The data and analysis provided herein do not constitute investment advice offered by Morningstar and are provided only for information purposes. The Morningstar rating is based on Morningstar Risk Adjusted Return (MRAR) for the three year period. The Morningstar rating does not guarantee the future performance of the fund.

It should not be construed as an offer, nor the solicitation of an offer, to buy or sell securities. Morningstar is not responsible for any error or omission in the data.

This presentation should not to be construed as our offer/recommendation/advice/solicitation. It merely expresses our views and is for general information purpose. Although certain information contained in this message has been taken from sources that are believed to be accurate, no warranty or representation is made as to its correctness, completeness or accuracy. It does not take into account your individual needs, investment objectives and specific financial circumstances. You should obtain independent professional advice prior to acting or omitting an act on the basis of this presentation.

The Company acts as a distributor and has distribution license to sell third party investment products like Mutual fund schemes; PMS, and alternates that are sold on referral basis.

The Company, or any of its related companies, or any individuals connected with the group accepts no liability for any direct, special, indirect, consequential, incidental damages or any other loss or damages of any kind arising from any use of the information herein (including any error, omission or misstatement herein, negligent or otherwise) or further communication thereof, even if the Group or any other person has been advised of the possibility thereof.



MENU