

Fund Factsheet
Reksa Dana
Manulife Greater Indonesia Fund

March 2024

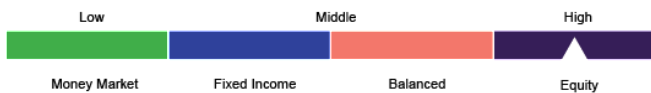
Equity Mutual Fund

Effective date	: 15 Jun 11
Effective Letter number	: BAPEPAM&LK No.S-6558/BL/2011
Inception date	: 14 Sep 11
Currency	: US dollar
Net Asset Value/unit	: USD0.8984
Total Net Asset Value	: USD41,750,875.50
Minimum investment	: Initial : USD100.00
	: Next : USD10.00
Units offered	: 500,000,000
Valuation	: Daily
Deferred Sales Charge	: Year 1 : 2.00%
	: Year 2 : 1.00%
	: Year 3 : 0.00%
Switching fee	: Max. 1.00%
Management fee	: Max. 2.50%
Custodian fee	: Max. 0.25%
Custodian bank	: Citibank, N.A., Indonesia
ISIN Code	: IDN000116704

Major risks

Risks arising from reduced unit value, liquidity, changes in the allocation of securities in investment policy, changes in economic and political conditions, investment values, changes in tax regulations, interest rates, exchange rate risks.

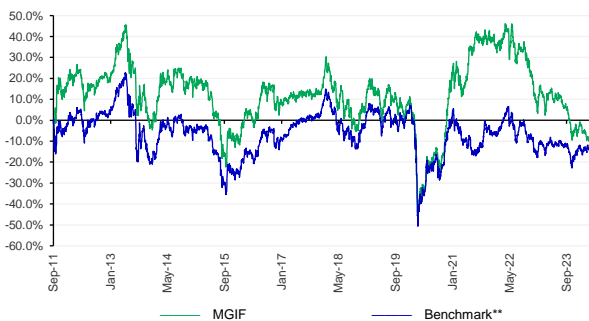
Risk classification



Risk descriptions

Low: This mutual fund has a relatively stable movement with limited growth potential. **Medium:** This mutual fund has a low to moderate movement with moderate growth potential. **High:** This mutual fund has a relatively volatile movement with relatively high growth potential.

Performance since inception



Custodian bank

Citibank, N.A. ("Citibank") has been operating in Indonesia and carrying out activities as a commercial bank since 1968. Citibank is a custodian bank registered and supervised by the Otoritas Jasa Keuangan ("OJK") with Bapepam No. Kep-91/PM/1991 dated October 19, 1991.

Customer services

Weekdays 08.00 - 17.00 WIB
 Telephone : 021 2555 2255
 Email : hai@manulifeam.com
 Chat : manulifeim.co.id
 ifunds.manulifeim.co.id
 WhatsApp : 08112552256

Social media

Facebook : reksa.dana.manulife
 Instagram : @reksa.dana.manulife
 Twitter : @ManulifeRD
 YouTube : Reksa Dana Manulife

Investment manager

Established in 1996, PT Manulife Aset Manajemen Indonesia (MAMI) is a member of Manulife that offers investment management and mutual fund products in Indonesia. Since its establishment, MAMI has consistently maintained its position as one of the leading companies in Indonesia's investment management industry, with asset under management of IDR 101.6 trillion as per December 2023. MAMI manages 36 mutual funds comprising money market, balanced, fixed income, equity, in Rupiah and US Dollar, as well as sharia. MAMI is registered and supervised by Otoritas Jasa Keuangan, and licensed No. Kep-07/PM/MI/1997 dated 21 August, 1997.

Investment objective

Manulife Greater Indonesia Fund ("MGIF") aims to generate capital appreciation in U.S. dollars from Indonesian economy growth through long-term investment in equity securities sold through Public offering and/or traded in Stock Exchange, onshore and/or offshore, according to prevailing regulation in Indonesia.

Investment allocation

Equity	: 80 - 100%
Money Market	: 0 - 20%

Top 10 holdings

Bank Mandiri Persero Tbk PT	5.75%
Bank Rakyat Indonesia Persero	5.30%
Bank Central Asia Tbk PT	5.22%
Bank Pan Indonesia Tbk PT	4.72%
Telkom Indonesia Persero Tbk P	4.63%
Panin Financial Tbk PT	4.42%
Astra International Tbk PT	3.91%
Bank Negara Indonesia Persero	3.77%
Impack Pratama Industri Tbk PT	3.76%
Hillcon Tbk PT	3.65%

% portfolio

Equity	: 99.00%
Money Market	: 1.00%

Sector allocation[^]

Financials	37.15%
Materials	20.67%
Industrials	11.42%
Others	30.76%

Performance

	YTD	1 Mo	3 Mo	6 Mo	1 Yr	3 Yr*	5 Yr*	Since Inception*
MGIF	-7.70%	-2.90%	-7.70%	-12.55%	-20.06%	-6.87%	-4.37%	-0.85%
Benchmark**	-2.55%	-0.47%	-2.55%	-1.64%	-3.56%	-1.87%	-3.97%	-1.27%

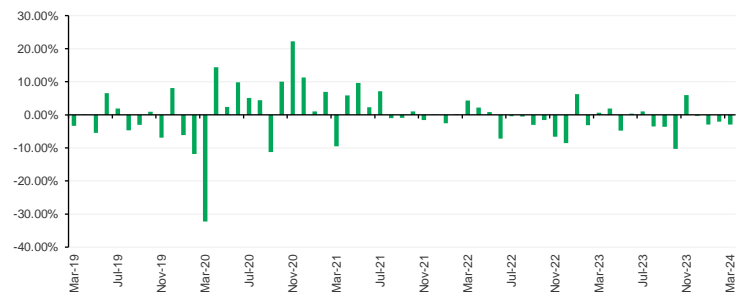
Highest month Nov 20 22.26%

Lowest month Mar 20 -32.27%

Notes

[^] Based on GICS (Global Industry Classification Standards).
^{*} Annualized performance using compound method, for products older than one year since inception.
^{**} Effective August 1, 2019, the performance benchmark of Mutual Fund is IDX80 Index in USD.
[#] For products launched <5 years ago, monthly performance graph displayed is since inception.

Monthly performance for the last 5 years[#]



For more information, Prospectus can be found at manulifeim.co.id. In compliance with OJK regulation, confirmation statements of subscription, switching and redemption transactions are valid proof of ownership of the Participation Unit of mutual fund, issued by the custodian bank and can be seen at <https://akses.ksei.co.id>.

Disclaimer

Investment in mutual funds involves risks. Before making investment decision, potential investor must read and understand the prospectus. Past performance does not guarantee/indicate future performance. Otoritas Jasa Keuangan does not provide a statement of approval or disapproval of this Securities, nor does it state the truth or adequacy of the contents of this mutual fund's prospectus. Any statement that contradicts these matters is illegal. Mutual funds are Capital Market products and not products issued by Selling Agents/Banks. Investments in mutual funds are not part of bank's third party deposits and are not included in the scope of the deposit insurance program of The Indonesia Deposit Insurance Corporation. Selling Agents are not responsible for any claims and risks of managing portfolio of the mutual funds carried out by the Investment Manager. This product information summary does not substitute fund prospectus and is prepared by PT Manulife Aset Manajemen Indonesia solely for informational purpose and does not constitute a solicitation to buy or sell securities. Information provided in this document is presented correctly. Investors are advised to seek professional opinion before making an investment decision. Past performance is not an indication of future performance, nor is it estimation of future performance or trends. PT Manulife Aset Manajemen Indonesia is an Investment Manager licensed and supervised by OJK.