

Mandiri Investa Equity Asean 5 Plus

Equity Fund

NAV/Unit IDR 1.340,56

Reporting Date

28 March 2024

Effective Statement

S-224/D.04/2013

Effective Date

17 July 2013

Custodian Bank

Bank Citibank

Inception Date

22 November 2013

AUM

IDR 122,59 Billion

Currency

Indonesian Rupiah (IDR)

Pricing Frequency

Daily

Minimum Initial Investment

Rp 10.000

Number of Offered Units

2.000.000.000 (Two Billion)

Management Fee

Max. 3% p.a

Custodian Fee

Max. 0,12% p.a

Subscription Fee

Max. 2%

Redemption Fee

Maks. 1% (\leq 1 year) 0% ($>$ 1 year)

Switching Fee

Max. 1%

ISIN Code

IDN000159902

Bloomberg Code

MANSEAS : IJ

Benefits Of Mutual Fund

- Professional management
- Investment diversification
- Investment value growth potential
- Easy investment disbursement

Main Risk Factor

- Risk of Deteriorating Economic and Political Condition
- Risk of Default
- Risk of Liquidity
- Risk of Diminishing of NAV of each participation unit
- Risk of Market
- Risk of Transaction Through Electronic Media
- Risk of Electronic Media Transaction

Investment Period



Risk Period



Description

MIEASP Fund investing in Domestic and Foreign Equity with Long Term and categorized High Risk. This Mutual fund's Portfolio carries various risks for investor.

Information on Mutual Fund Ownership

Confirmation letter for subscription, redemption and switching of mutual funds are valid legal proof of mutual fund ownership issued and delivered by the custodian bank. In case there is Securities Ownership (AKSES) facility, Participation Unit Holders could see Mutual Fund ownership through KSEI Akses webpage, <https://akses.ksei.co.id/>.

About Mandiri Investasi

PT Mandiri Manajemen Investasi (Mandiri Investasi) is a separate subsidiary of PT Mandiri Sekuritas established in October 26, 2004. PT Mandiri Sekuritas is Indonesia's leading investment bank and a subsidiary of PT Bank Mandiri (Persero) Tbk., the country's largest state-owned Bank. Mandiri Investasi and/or its predecessors have been managing investment portfolios since 1993, with Business License Number: No. Kep-11/PM/MI/2004. Mandiri Investasi is one of the Indonesia's largest domestic mutual fund with total assets under management totaling Rp 43,75 Trillion (as of 28 March 2024).

Custodian Bank

Citibank, N.A has a license from the OJK to operate as a custodian in the capital market based on BAPEPAM Chairman Decision No. Kep91/PM/1991 dated 19 October 1991. Citibank is registered and supervised by the OJK.

Investment Objective

To provide attractive investment value profits over the long term.

Investment Policy*

Equity Securities	: 80% - 100%
Debt Securities and/or Money Market and/or	: 0% - 20%
Deposit	: 0% - 20%

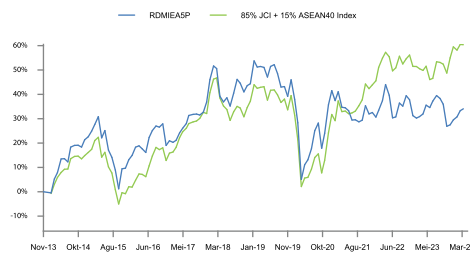
* Exclude cash and equivalent

Portfolio Allocation*

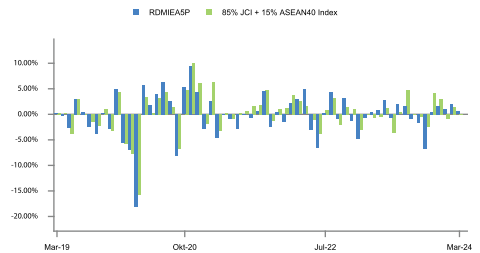
Equity	: 95,78%
Deposit	: 0,82%

* Exclude cash and equivalent

Fund Performance



Monthly Return



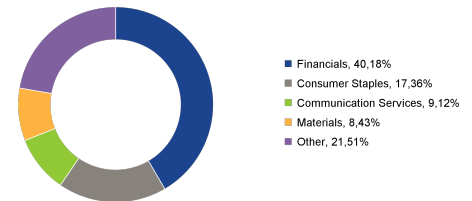
Top Holdings

(In Alphabetical Order)

Bank Central Asia Tbk.	Equity	9,57%
Bank Mandiri (Persero) Tbk.	Equity	9,62%
Bank Negara Indonesia (Persero) Tbk.	Equity	6,02%
Bank Rakyat Indonesia (Persero) Tbk.	Equity	8,78%
Indofood CBP Sukses Makmur Tbk	Equity	4,88%
Indofood Sukses Makmur Tbk.	Equity	2,30%
Jasa Marga (Persero) Tbk.	Equity	2,50%
Map Aktif Adiperkasa Tbk	Equity	2,09%
Mayora Indah Tbk.	Equity	2,99%
Telkom Indonesia (Persero) Tbk.	Equity	7,70%

Sector Allocation

(5 Biggest Sector)



Performance - 28 March 2024

	1 Month	3 Months	6 Months	1 Year	3 Years	5 Years	YTD	Since Inception
RDMIEASP	: 0,58%	3,51%	-1,39%	1,60%	-0,47%	-11,49%	3,51%	34,06%
Benchmark*	: -0,08%	0,54%	5,24%	7,04%	20,68%	12,24%	0,54%	64,78%

*85% JCI + 15% ASEAN40 Index

Best Month	(November 2020)	9,41%
Worst Month	(March 2020)	-18,10%

This Mutual Fund had a best performance of 9,41% in November 2020 and reached a worst performance of -18,10% in March 2020.

Market Outlook

In March 2024, three global events emerged that could impact global equity markets. Firstly, The Fed's meeting revealed projections for faster-than-expected US economic growth this year, while still indicating the possibility of interest rate cuts up to three times. The US economy is forecasted to expand by 2.1% in 2024, surpassing most other advanced economies and exceeding The Fed's previous forecasts from three months ago. Despite expectations of slightly higher underlying inflation and a robust job market, Chairman Powell signaled that these factors would not deter the committee from reducing borrowing costs from their current 23-year high of 5.25%-5.5%. Secondly, the China National People's Congress in March set a GDP growth target of around 5% for 2024 but did not introduce a significant stimulus package to achieve this goal. Thirdly, the Bank of Japan made a historic shift by ending an era of negative interest rates, raising borrowing costs for the first time since 2007 as the country moves past decades of deflation. The BoJ announced its intention to maintain the overnight interest rate within a range of approximately zero to 0.1%, compared to the previous range of -0.1%. Meanwhile, Indonesia's domestic economy is influenced by consumption patterns, particularly as the country enters the festive season of Hari Raya Idul Fitri (Lebaran). Normalized high rice prices contribute to a more favorable overall economic environment. Additionally, market discussions have commenced regarding the implementation of the next government program, including a proposed free lunch program for school students, which could potentially stimulate consumption. Reported softness in car and motorcycle sales is attributed to anticipation surrounding the February elections. However, the purchase of high-value items is expected to improve, supported by certain banks' promotion of credit growth.

Fund Bank Account

Citibank N.A., Indonesia
 RD M INVESTA EQUITY ASEAN 5 PLUS
 0-810-255-005

Bank Mandiri - cabang Bursa Efek Jakarta
 REKSA DANA MANDIRI INVESTA EQUITY ASEAN 5 PLUS
 104-000-4496-993

DISCLAIMER

INVESTMENT IN MUTUAL FUND CONTAIN RISK. PRIOR TO INVESTING IN MUTUAL FUND, POTENTIAL INVESTOR MUST READ AND UNDERSTAND THE PROSPECTUS. PAST PERFORMANCE DOES NOT GUARANTEE / REFLECT THE FUTURE PERFORMANCE OF THE FUND. FINANCIAL SERVICE AUTHORITY (OJK) NEITHER GIVE ANY STATEMENT TO APPROVE OR REJECT THE SECURITIES NOR EXPRESS THE ACCURACY OR ADEQUACY OF THE CONTENTS OF MUTUAL FUND'S PROSPECTUS. ANY CONTRADICTION STATEMENT SHALL BE LEGAL BREACH. MUTUAL FUND IS A CAPITAL MARKET PRODUCT AND NOT A PRODUCT PUBLISHED BY SELLING AGENT/BANKS THE SELLING AGENT OF THE FUND SHALL NOT RESPONSIBLE FOR ANY CLAIM AND RISKS OF THE MANAGEMENT OF THE MUTUAL FUND'S PORTFOLIO BY INVESTMENT MANAGER.

This product information summary does not replace the Mutual Fund Prospectus and prepared by PT Mandiri Manajemen Investasi only for information needs and does not constitute an offer to buy or sell. All information contained in this document is presented correctly. If necessary, investors are advised to seek professional opinion before making an investment decision. Past performance is not necessarily a guide to future performance and is not also an estimate made to give an indication regarding future performance or trends.

PT Mandiri Manajemen Investasi registered and supervised by the Financial Services Authority, and each product offering shall be made by workers who have been registered and supervised by the Financial Services Authority, PUJK (Pelaku Usaha Jasa Keuangan) and Individual registered and supervised by OJK.

PT Mandiri Manajemen Investasi

Menara Mandiri 2 Lantai 15, Jl. Jend. Sudirman Kav. 54-55
 Jakarta 12190, Indonesia Call Center: (021) 526 3505



Mandiri investasi



Mandiri.investasi



Mandiri Investasi



moInves

Further information and Fund Prospectus can be accessed through our site www.mandiri-investasi.co.id