

Fund Factsheet

Reksa Dana

Manulife Pendapatan Bulanan II

March 2024

Fixed Income Mutual Fund

Effective date	: 24 Oct 08
Effective Letter number	: BAPEPAM&LK No S-7412/BL/2008
Inception date	: 23 Jan 09
Currency	: Rupiah
Net Asset Value/unit	: IDR1,143.51
Total Net Asset Value	: IDR2,125,256,391,164.00
Minimum investment	: Initial : IDR10,000.00
	: Next : IDR10,000.00
Units offered	: 16,000,000,000
Valuation	: Daily
Deferred Sales Charge	: Year 1 : 1.25%
	: Year 2 : 0.00%
Switching fee	: Max. 1.00%
Management fee	: Max. 2.50%
Custodian fee	: Max. 0.25%
Custodian bank	: PT Bank HSBC Indonesia
ISIN Code	: IDN000068004

Investment manager

Established in 1996, PT Manulife Aset Manajemen Indonesia (MAMI) is a member of Manulife that offers investment management and mutual fund products in Indonesia. Since its establishment, MAMI has consistently maintained its position as one of the leading companies in Indonesia's investment management industry, with asset under management of IDR 101.6 trillion as per December 2023. MAMI manages 36 mutual funds comprising money market, balanced, fixed income, equity, in Rupiah and US Dollar, as well as sharia. MAMI is registered and supervised by Otoritas Jasa Keuangan, and licensed No. Kep-07/PM/MI/1997 dated 21 August, 1997.

Investment objective

Manulife Pendapatan Bulanan II ("MPB II") aims to provide investors an investment alternative with competitive return through investments in debt instruments issued by government of the Republic of Indonesia and denominated in Indonesian rupiah.

Investment allocation

Bond	: 80 - 100%
Money Market	: 0 - 20%

Top 10 holdings

INDOIS 6 1/8 10/15/25	17.29%
INDOIS 4 7/8 07/15/26	12.30%
INDOGB 9 03/15/29	10.40%
INDOGB 8 1/4 05/15/29	7.75%
INDOGB 6 1/2 06/15/25	7.68%
INDOIS 5 3/8 08/15/25	7.66%
INDOIS 6 01/15/27	6.74%
WAHINT 6 3/4 08/18/24	4.74%
INDOIS 8 1/2 11/15/26	4.55%
INDOIS 6 5/8 09/15/29	3.73%

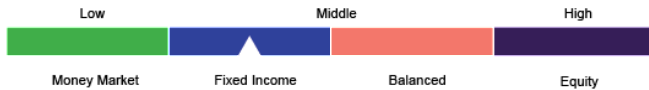
% portfolio

Government Bond	: 91.90%
Money Market	: 8.10%

Major risks

Risks arising from reduced unit value, liquidity, changes in the allocation of securities in investment policy, changes in economic and political conditions, investment values, changes in tax regulations, interest rates.

Risk classification



Risk descriptions

Low: This mutual fund has a relatively stable movement with limited growth potential. **Medium:** This mutual fund has a low to moderate movement with moderate growth potential. **High:** This mutual fund has a relatively volatile movement with relatively high growth potential.

Performance

	YTD	1 Mo	3 Mo	6 Mo	1 Yr	3 Yr*	5 Yr*	Since Inception*
MPB II	1.05%	0.22%	1.05%	1.96%	3.55%	2.59%	4.11%	5.63%
Benchmark**	0.89%	0.28%	0.89%	1.77%	3.59%	3.38%	4.03%	5.86%

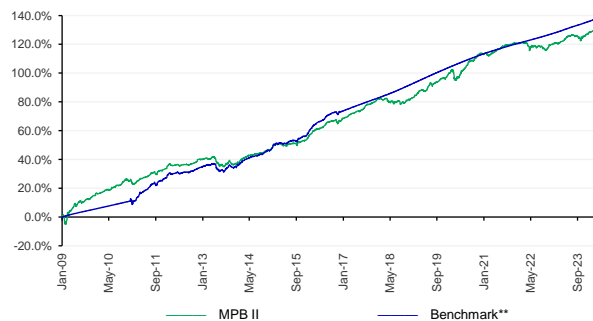
Highest month	Mar 09	4.96%
Lowest month	Feb 09	-4.67%

Distribution***	Jan 24	Feb 24	Mar 24
IDR	3.85	3.85	3.85
% (annualized)	4.04%	4.03%	4.04%

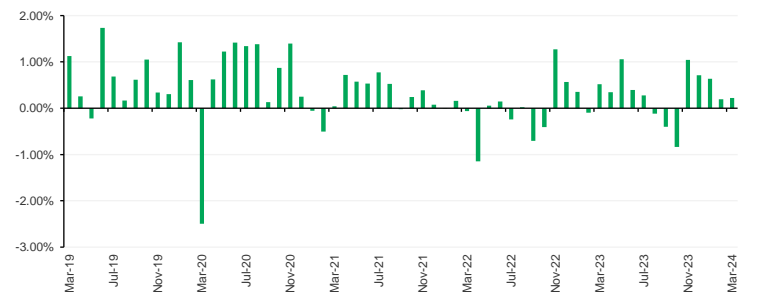
Notes

- * Annualized performance using compound method, for products older than one year since inception.
- ** Effective January 1, 2017, the performance benchmark of Mutual Fund is average 1-month IDR Time Deposit local banks (BNI, BCA, Mandiri) + 2%, net after tax.
- *** Investment portfolio performance is calculated with the assumption that all distributions are reinvested into investment portfolio units.
- † For products launched <5 years ago, monthly performance graph displayed is since inception.

Performance since inception



Monthly performance for the last 5 years†



Custodian bank

PT Bank HSBC Indonesia (previously known as PT Bank Ekonomi Rahaerja) has been operating in Indonesia since 1989 which is part of the HSBC Group. PT Bank HSBC Indonesia is a custodian bank registered and supervised by the Otoritas Jasa Keuangan ("OJK") with license No. KEP-02/PM.2/2017 dated January 20, 2017.

For more information, Prospectus can be found at manulifeim.co.id. In compliance with OJK regulation, confirmation statements of subscription, switching and redemption transactions are valid proof of ownership of the Participation Unit of mutual fund, issued by the custodian bank and can be seen at <https://akses.ksei.co.id>.

Customer services

Weekdays 08.00 - 17.00 WIB
 Telephone : 021 2555 2255
 Email : hai@manulifeam.com
 Chat : manulifeim.co.id
ifunds.manulifeim.co.id
 WhatsApp : 08112552256

Social media

Facebook : [reksa.dana.manulife](https://www.facebook.com/reksa.dana.manulife)
 Instagram : [@reksa.dana.manulife](https://www.instagram.com/reksa.dana.manulife)
 Twitter : [@ManulifeRD](https://twitter.com/ManulifeRD)
 YouTube : [Reksa Dana Manulife](https://www.youtube.com/ReksaDanaManulife)

Disclaimer

Investment in mutual funds involves risks. Before making investment decision, potential investor must read and understand the prospectus. Past performance does not guarantee/indicate future performance. Otoritas Jasa Keuangan does not provide a statement of approval or disapproval of this Securities, nor does it state the truth or adequacy of the contents of this mutual fund's prospectus. Any statement that contradicts these matters is illegal. Mutual funds are Capital Market products and not products issued by Selling Agents/Banks. Investments in mutual funds are not part of bank's third party deposits and are not included in the scope of the deposit insurance program of The Indonesia Deposit Insurance Corporation. Selling Agents are not responsible for any claims and risks of managing portfolio of the mutual funds carried out by the Investment Manager. This product information summary does not substitute fund prospectus and is prepared by PT Manulife Aset Manajemen Indonesia solely for informational purpose and does not constitute a solicitation to buy or sell securities. Information provided in this document is presented correctly. Investors are advised to seek professional opinion before making an investment decision. Past performance is not an indication of future performance, nor is it estimation of future performance or trends. PT Manulife Aset Manajemen Indonesia is an Investment Manager licensed and supervised by OJK.