

**Effective Date**

30 Jun 2014

**No of Fund Effective Letter**

S-324/D.04/2014

**Inception Date**

27 August 2014

**Currency**

USD

**Type of Fund**

Money Market Fund

**Total Assets**

USD 88.90 Mn

**Minimum Subscription**

1,000

**Unit Offered**

500,000,000

**Valuation Period**

Daily

**ISIN Code**

IDN000183506

**Subscription Fee**

Max. 0.00%

**Redemption Fee**

Max. 0.00%

**Switching Fee**

Max. 0.00%

**Management Fee**

Max. 3.00% p.a.

**Custodian Fee**

Max. 0.15% p.a.

**Account Number**

Standard Chartered Bank

30681472585

Reksa Dana Bahana Liquid

USD

For further information please

contact Bahana TCW

**Investment Manager**

Bahana TCW is a joint venture company between PT Bahana Pembinaan Usaha Indonesia, a stateowned investment company and Trust Company of the West, a leading investment manager company from Los Angeles, United States.

**Investment Objectives**

Generate optimal returns through investments in Money Market Instruments and/or debt securities issued by the Government of the Republic of Indonesia and corporations domiciled in Indonesia with maturities of less than 1 (one) year, each denominated in United States Dollars.

**Investment Policy**

BLU is a money market fund (100% Money Market/Cash) that provides liquidity management solutions for investors while still providing optimal returns in USD. BLU is suitable for conservative customer profiles.

**Asset Allocation**

Bond	3.1 %
Liquidity	96.9 %

**Sector Allocation (Top 5)**

Time Deposit	96.9 %
Government	3.1 %

**Securities Portofolio (Top 10)**

Securities	%
BANK CAPITAL INDONESIA	6%
BANK INA PERDANA	6%
BANK MEGA	10%
BANK MNC INTERNASIONAL	6%
BANK MUAMALAT INDONESIA	8%
BANK NATIONALNOBU	9%
BANK SYARIAH MEGA	9%
BANK UOB INDONESIA	8%
BANK WOORI SAUDARA	8%
BPD SULSELBAR	7%

**Fund Performance**

Performance	YTD	1-Mo	3-Mo	6-Mo	1-Y	3-Y	5-Y	S.I.*
BLU	0.76	0.22	0.76	1.52	2.72	4.16	5.92	-5.92
Benchmark	0.39	0.12	0.39	0.77	1.45	2.59	4.19	8.06

\*Since Inception

Highest Month Performance	March 2015	1.53
Lowest Month Performance	March 2016	-9.11

**Information :**

Last 1 year performance 2.72%. Benchmark is 100% of Bloomberg 1 Month USD Average Deposit Rate index. This Fund has reached performance 1.53% on March 2015 and achieve performance -9.11% on March 2016.

**Custodian Bank**

Standard Chartered Bank has been operating in Indonesia to conduct business as a Commercial Bank since 1968. And has obtained approval to conduct business as a Custodian in the Capital Market based on Decree of the Chairman of Bapepam No. Kep-35 / PM.WK / 1991 dated June 26, 1991.

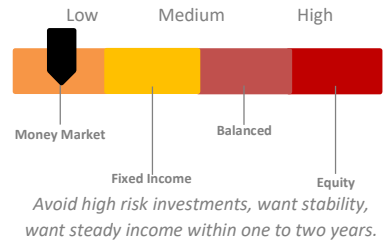
**Investment Risk**

- Risk of Changes in Economic and Political Conditions
- Credit, Industry and Market Risks
- Risk of Dissolution and Liquidation
- Liquidity Risk
- Interest Rate Risk
- Risk of Changes in Tax Regulations & Other Regulations

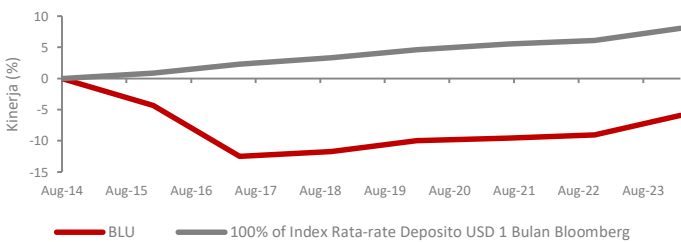
**Benefits of Mutual Fund Products**

1. Professional management
2. Investment diversification
3. Value growth potential
4. Ease of transaction
5. The minimum nominal investment is relatively affordable

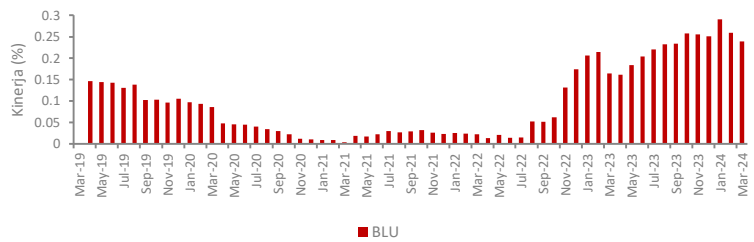
**Risk Classification**



**Fund Performance Since Inception**



**Monthly Performance in the Last 5 Years**



Letters or confirmations for purchasing Mutual Funds, redemption of Mutual Funds, and transfer of Mutual Funds are valid legal proof of ownership of Mutual Funds issued or sent by the Custodian Bank. In the event that there is a Securities Ownership Reference Facility (AKSES), Unit Holders can view Mutual Fund ownership through the <https://access.ksei.co.id/> page

Benchmark is 100% of Bloomberg 1 Month USD Average Deposit Rate Index

**PT Bahana TCW Investment Management**

Graha CIMB Niaga Lantai 21, Jalan Jendral Sudirman Kav. 58, Jakarta 12190, Indonesia

Telp: +6221 2505277 | Fax: +6221 2505279 | Email: [bahanatcw@bahana.co.id](mailto:bahanatcw@bahana.co.id) | Website: [link.bahanatcw.com](http://link.bahanatcw.com) | Instagram : [bahana\\_tcw](https://www.instagram.com/bahana_tcw)

INVESTMENT THROUGH MUTUAL FUNDS CONTAIN RISK, BEFORE DECIDING TO INVEST, PROSPECTIVE INVESTORS MUST READ AND UNDERSTAND THE PROSPECTUS. PAST PERFORMANCE DOES NOT GUARANTEE/REFLECT ANY FUTURE PERFORMANCE INDICATIONS. OJK DOES NOT PROVIDE STATEMENTS TO APPROVE OR DISAPPROVE THESE SECURITIES, NOR STATE THE CORRECTNESS OR ADEQUACY OF THE CONTENT OF THIS MUTUAL FUND PROSPECTUS. ANY STATEMENT CONTRAST THESE ARE UNLAWFUL ACTIONS. Mutual Funds are Capital Market products and are not products issued by Selling Agents/Banking. The Mutual Fund Selling Agent is not responsible for the demands and risks of managing the mutual fund portfolio carried out by the Investment Manager. Summary This product information does not replace the Mutual Fund Prospectus and has been prepared by PT Bahana TCW Investment Management for informational purposes only and is not an offer to buy or a request to sell. All information contained in this document is presented correctly. If necessary, investors are advised to seek professional opinion before making investment decisions. Past performance is not necessarily a guide to future performance, nor are estimates made to give an indication of future performance or trends. PT Bahana TCW Investment Management as Investment Manager licensed and supervised by OJK.

